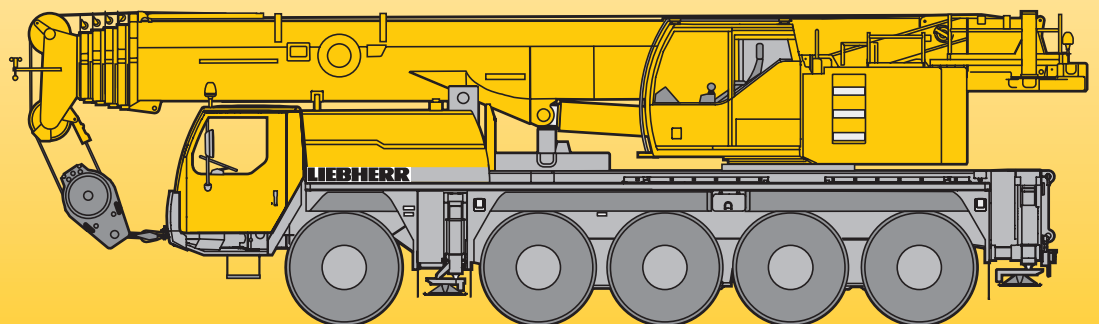


Mobile Crane Grue automotrice

LTM 1100-5.2

Technical Data Caractéristiques techniques



LIEBHERR

Lifting capacities on telescopic boom

Forces de levage à la flèche télescopique



ft	38 ft		50 ft	62 ft	74 ft	87 ft	99 ft	111 ft	123 ft	135 ft	148 ft	160 ft	171 ft	ft	
	*	*													
9	222	183												9	
10	219	183												10	
11	204	183												11	
12	189	180	165	156										12	
13	176	175	166	156	149									13	
14	166	166	157	150	143	125								14	
15	157	157	149	143	137	124								15	
16	151	151	143	138	133	121	102							16	
17	145	145	138	133	128	118	100							17	
18	140	139	133	128	123	116	98.5	79.5	68					18	
20	130	127	124	119	114	112	94.5	79	67.5					20	
22	120	117	116	111	107	105	91.5	76.5	65.5	54.1				22	
24	110	107	108	104	100	98.5	88.5	74	63.5	53.4				24	
26	101	97.5	98.5	97.5	94.5	92.5	85.5	71	61.5	52	45.7			26	
28	93	89.5	91	90	89	87.5	83	69	59.5	50.6	44.6	35.1		28	
30			84	83	84	82.5	80.5	66.5	57.6	49.2	43.4	34.9		30	
32			78	77	79	78.5	77	64	55.7	47.8	42.3	34.2	27.7	32	
34			73	72	74.5	74	73	62	54	46.4	41.3	33.6	27.4	34	
36			68.5	68.5	69.5	69	68	59.8	52.4	45.2	40.4	33	26.9	36	
38			64	64.5	65	64.5	63.5	57.6	50.7	44	39.4	32.5	26.3	38	
40				60.5	60.5	60.5	59.3	55.3	49.1	42.8	38.5	31.9	25.8	40	
45				52.2	52.2	51.8	50.8	49.4	45.2	40	36.5	30.7	24.7	45	
50				45.5	45.4	45	44	43.6	40.8	37.1	34.4	29.6	23.7	50	
55					39.8	39.3	38.4	38.6	36.8	34.4	32.2	28.3	22.8	55	
60					35.1	34.6	34.1	34.5	33.2	31.7	30	26.8	21.9	60	
65					31.3	30.7	31.4	30.6	29.6	28.7	28	25.3	20.9	65	
70						27.5	28.4	27.4	26.4	26.1	25.8	23.9	20	70	
75						24.9	25.6	24.8	24.1	23.8	23.3	22.6	19.1	75	
80								23.1	22.6	22.5	21.7	21.1	21.2	18.2	80
85								21	20.6	20.3	20	19.7	19.3	17.3	85
90								19.3	19.3	18.4	18.4	18.2	17.4	16.4	90
95									17.8	17	16.9	16.6	15.8	15.4	95
100										15.9	15.5	15.1	14.3	14.2	100
105										14.8	14.2	13.8	13	13	105
110										13.7	13.2	12.8	12.1	12	110
115											12.2	11.9	11.2	11.1	115
120											11.4	11.1	10.4	10.3	120
125												10.3	9.6	9.6	125
130												9.6	8.9	8.9	130
135												9	8.3	8.3	135
140													7.7	7.6	140
145													7.2	7	145
150													6.6	6.4	150
155													6	6	155

* over rear / en arrière

Lifting capacities on telescopic boom

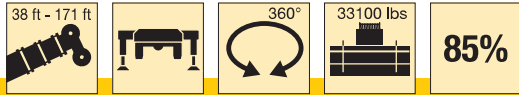
Forces de levage à la flèche télescopique



ft	38 ft		50 ft	62 ft	74 ft	87 ft	99 ft	111 ft	123 ft	135 ft	148 ft	160 ft	171 ft	ft
	*	*												
9	219	183												9
10	206	183												10
11	193	183												11
12	181	180	165	156										12
13	170	175	166	156	149									13
14	161	166	157	150	143	125								14
15	152	157	149	143	137	124								15
16	143	150	143	138	133	121	102							16
17	135	143	138	133	128	118	100							17
18	128	136	133	128	123	116	98.5	79.5	68					18
20	115	123	123	119	114	112	94.5	79	67.5					20
22	105	111	112	110	107	105	91.5	76.5	65.5	54.1				22
24	95	100	102	101	99.5	97.5	88	74	63.5	53.4				24
26	86.5	91.5	92.5	91.5	92.5	89.5	84	71	61.5	52	45.7			26
28	79.5	83.5	85	84	85.5	82	77.5	69	59.5	50.6	44.6	35.1		28
30			77.5	77	78.5	75	71	66	57.6	49.2	43.4	34.9		30
32			71.5	72.5	72.5	69.5	65.5	62	55.7	47.8	42.3	34.2	27.7	32
34			66.5	68	67.5	64.5	61	58.5	53.4	46.4	41.3	33.6	27.4	34
36			62	63.5	63	60	57.2	55.1	50.7	45.2	40.4	33	26.9	36
38			57.6	58.8	58.4	56	53.3	51.7	48	44	39.4	32.5	26.3	38
40				54.7	54.4	52.2	49.9	48.6	45.4	42.5	38.5	31.9	25.8	40
45				46.5	46.4	44.9	43.6	42.4	40	38	36.5	30.7	24.7	45
50				40.3	40.2	39.2	38.8	37.2	35.1	34.4	33	29.6	23.7	50
55					35	34.4	34.7	32.8	31.2	30.8	29.8	28.1	22.8	55
60					30.7	30.4	30.8	29.2	28.4	27.5	27.1	26.2	21.9	60
65					27.3	26.9	27.5	26.7	25.8	25.4	24.8	23.4	20.9	65
70						24	24.6	24.4	23.3	23	22.4	21	20	70
75						21.5	22.1	22.2	21.3	21	20.3	19	18.6	75
80							20	20.2	19.6	19.1	18.4	17.1	16.8	80
85							18.8	18.2	18	17.2	16.7	15.4	15.2	85
90							17.3	16.6	16.3	15.6	15	13.9	13.7	90
95								15.1	14.8	14	13.5	12.5	12.4	95
100									13.5	12.7	12.2	11.3	11.2	100
105									12.3	11.6	11.1	10.2	10.1	105
110									11.4	10.7	10.2	9.3	9.2	110
115										9.9	9.3	8.4	8.3	115
120										9.1	8.6	7.7	7.5	120
125											7.9	7	6.8	125
130											7.2	6.3	6.2	130
135											6.6	5.7	5.6	135
140												5.1	5.1	140
145												4.5	4.5	145
150												4	4	150
155													3.5	155

* over rear / en arrière

Lifting capacities on telescopic boom Forces de levage à la flèche télescopique








ft	38 ft		50 ft	62 ft	74 ft	87 ft	99 ft	111 ft	123 ft	135 ft	148 ft	160 ft	171 ft	ft
	*													
9	202	183												9
10	200	182												10
11	187	174												11
12	175	166	150	142										12
13	163	156	151	142	135									13
14	153	148	146	141	133	113								14
15	144	139	139	138	129	113								15
16	135	131	131	131	123	110	92.5							16
17	128	123	123	123	116	106	91.5							17
18	121	116	117	116	109	101	89.5	72.5	61.5					18
20	107	102	104	102	95	92	85	72	61.5					20
22	96	91	92.5	89.5	86.5	82.5	76.5	68.5	59.5	49.2				22
24	85.5	81.5	83	80.5	78.5	74	69	64.5	57.3	48.6				24
26	75.5	72.5	74	74	70.5	66.5	62.5	59	54.8	47.2	41.6			26
28	67	65.5	67.5	68	64.5	61	57.2	54.8	51.4	46	40.6	31.9		28
30			61.5	61.5	58.7	55.6	52.6	50.9	47.9	44.3	39.4	31.7		30
32			55.2	56.3	54	51.3	49.4	47.3	44.2	41.4	38.4	31.1	25.2	32
34			50.2	51.6	50	47.6	46.4	44.2	41.3	38.9	36.8	30.5	24.9	34
36			46.1	47.4	46.4	44.4	43.5	41.5	38.9	36.8	34.7	30	24.4	36
38			41.9	43.2	42.9	41.2	40.5	38.7	36.5	34.6	32.7	29.5	24	38
40				39.4	39.6	38.3	37.8	36.2	34.3	32.7	30.9	28.8	23.5	40
45				32.6	33.1	32.5	32.3	30.9	30	29	27.7	25.8	22.5	45
50				27.5	28.3	27.4	27.9	27.3	26.5	25.4	24.3	22.6	21.1	50
55					24.4	23.4	24.4	24.2	23.4	22.2	21.2	19.6	19.1	55
60					21.1	20.4	21.5	21.3	20.6	19.5	18.6	17.1	16.7	60
65					18.5	18.5	18.9	18.6	18.3	17.2	16.4	15	14.7	65
70						16.5	16.7	16.5	16.2	15.3	14.6	13.2	12.9	70
75						14.7	14.9	14.6	14.3	13.6	12.9	11.7	11.4	75
80							13.3	13	12.6	11.9	11.4	10.3	10	80
85							11.9	11.6	11.2	10.6	10.1	9.1	8.9	85
90							10.8	10.4	10.1	9.5	9	8	7.8	90
95								9.4	9.1	8.5	8	7.1	6.9	95
100									8.1	7.6	7.2	6.2	6	100
105									7.2	6.7	6.3	5.4	5.2	105
110									6.5	5.9	5.6	4.7	4.6	110
115										5.2	4.9	4.1	3.9	115
120										4.6	4.2	3.4	3.4	120
125											3.6	2.9	2.8	125
130												3.1	2.3	130
135													2.6	135

* over rear / en arrière

TAB 171160 / 171165











Lifting capacities on telescopic boom Forces de levage à la flèche télescopique

 38 ft - 171 ft
 
 360°
  25400 lbs
  85%

ft	38 ft	50 ft	62 ft	74 ft	87 ft	99 ft	111 ft	123 ft	135 ft	148 ft	160 ft	171 ft	ft
9	183												9
10	182												10
11	174												11
12	165	150	142										12
13	155	151	142	135									13
14	145	144	139	130	113								14
15	136	136	135	123	112								15
16	127	128	126	114	105	92.5							16
17	119	120	117	107	99.5	90							17
18	112	113	109	101	94.5	86	72.5	61.5					18
20	98.5	100	93	90.5	84	78	71.5	61.5					20
22	87.5	88.5	84	80	75	70	65	58.9	49.2				22
24	77.5	78.5	76	71.5	67	63	59.7	55.4	48.6				24
26	68.5	70.5	68	64	60.5	56.8	55	51.1	47.2	41.6			26
28	60.5	63	61.5	58.5	55.4	52.9	50.4	46.8	44.2	40.6	31.9		28
30		56	56	53.2	50.6	49.3	46.1	43	41.0	39	31.7		30
32		50.2	51.2	48.7	46.3	45.3	42.9	40.3	38.2	36.1	31.1	25.2	32
34		45.5	46.9	45	42.8	42	40	37.8	35.9	33.9	30.2	24.9	34
36		41.6	43	41.7	39.7	39.1	37.3	35.6	34.0	32.1	29.1	24.4	36
38		37.7	39	38.4	36.6	36.2	34.5	33.4	32.0	30.4	28	24	38
40			35.5	35.5	33.8	33.6	32.1	31.4	30.1	28.7	26.7	23.4	40
45			29.1	30	28.6	29.1	28.2	27	25.7	24.5	22.7	21.7	45
50			24.4	25.4	24.7	25.4	24.5	23.5	22.2	21.1	19.5	19	50
55				21.6	21.5	22.1	21.4	20.4	19.2	18.3	16.8	16.4	55
60				18.6	18.7	19	18.7	17.9	16.8	15.9	14.5	14.2	60
65				16.2	16.3	16.6	16.3	15.8	14.8	14	12.6	12.3	65
70					14.4	14.6	14.3	13.8	13.1	12.3	11	10.7	70
75					12.8	12.9	12.5	12.1	11.5	10.8	9.6	9.4	75
80						11.5	11.1	10.7	10.1	9.5	8.3	8.1	80
85						10.2	9.9	9.5	8.9	8.4	7.2	7	85
90						9.2	8.8	8.5	7.9	7.4	6.3	6.1	90
95							7.8	7.5	7.0	6.5	5.4	5.2	95
100								6.6	6.1	5.7	4.6	4.5	100
105								5.9	5.3	4.9	3.9	3.8	105
110								5.2	4.6	4.2	3.3	3.1	110
115									4.0	3.6	2.7	2.6	115
120									3.4	3			120

Lifting capacities on telescopic boom

Forces de levage à la flèche télescopique

		38 ft - 171 ft		360°		0 lbs		85%							
								85%							
															
		ft		ft		ft		ft		ft		ft		ft	
		38 ft	50 ft	62 ft	74 ft	87 ft	99 ft	111 ft	123 ft	135 ft	148 ft	160 ft	171 ft	ft	
9		183													9
10		181													10
11		170	150	141											11
12		158	147	136											12
13		146	139	125	109										13
14		135	126	113	103	89.0									14
15		124	113	103	96	87.5									15
16		113	103	95.5	88	81.0	70.5								16
17		103	94.5	89	81.5	75.0	68.5								17
18		94	87.5	82	75.5	69.5	64.5	53.3	49.1						18
20		77.5	74	69.5	64	59.2	56.4	52.4	48.3						20
22		66	63.5	60	56.9	51.8	49.7	46.5	43.3	38.8					22
24		55.9	54.5	52.2	50.4	45.6	44.4	41.7	39.1	37.0					24
26		47.4	47.4	45.9	44.6	40.5	40.5	38.1	35.8	33.5	31.0				26
28		40.8	42.1	41.1	40.1	37.4	36.8	34.7	32.6	30.5	28.7	24.3			28
30			37.3	36.7	36	34.6	33.3	31.4	29.6	27.7	26.1	23.8			30
32			33.2	33.2	32.7	31.5	30.4	28.8	27.2	25.4	23.9	21.8	20.2		32
34			29.8	30.2	30	29.0	28.0	26.5	25.0	23.4	22.0	20.0	19.3		34
36			26.9	27.7	27.7	26.8	25.9	24.6	23.2	21.7	20.4	18.5	17.8		36
38			23.9	25.1	25.4	24.6	23.9	22.6	21.3	19.9	18.7	16.9	16.3		38
40				22.8	23.3	22.6	22.0	20.8	19.7	18.3	17.2	15.5	15.0		40
45				18.2	19.2	18.8	18.4	17.4	16.4	15.2	14.2	12.7	12.3		45
50				14.9	15.9	15.8	15.5	14.7	13.8	12.7	11.9	10.4	10.1		50
55					13.2	13.3	13.2	12.4	11.6	10.7	9.9	8.5	8.2		55
60					11	11.1	11.2	10.5	9.8	8.9	8.2	6.9	6.7		60
65					9.3	9.4	9.5	9.0	8.3	7.5	6.8	5.5	5.3		65
70						8.0	8.2	7.7	7.1	6.2	5.6	4.4	4.2		70
75						6.8	7.0	6.6	6.0	5.1	4.5				75
80							5.9	5.6	5.0	4.2	3.5				80
85							5.0	4.6	4.2	3.3	2.7				85
90							4.2	3.8	3.4						90
95								3.1	2.8						95

Lifting capacities on the folding jib

Forces de levage à la fléchette pliante



ft	38 ft			123 ft			135 ft			148 ft			160 ft			171 ft			ft
	35 ft			35 ft			35 ft			35 ft			35 ft			35 ft			
	0°	20°	40°	0°	20°	40°	0°	20°	40°	0°	20°	40°	0°	20°	40°	0°	20°	40°	
9	38.6																		9
10	38.6																		10
11	38.6																		11
12	38.6																		12
13	38.6																		13
14	38.6																		14
15	38.6																		15
16	38.6																		16
17	38.3																		17
18	37.8																		18
20	36.6																		20
22	34.8	33.2																	22
24	32.9	32.8																	24
26	31	32		34.1															26
28	29.7	30.7		33.6			30.6												28
30	28.5	29.3		33.1			30.5												30
32	27.3	28	4.5	32.6			30.2			24.3									32
34	26.1	26.8	24	32.1			29.8			24.1									34
36	24.9	25.7	23.1	31.6			29.5			23.7									36
38	23.6	24.7	22.2	31.2	27.3		29.2			23.3			18.7			15.3			38
40	22.6	23.6	21.3	30.8	27.2		28.9			23			18.7			15.2			40
45	20.9	21	19.1	29.8	26.3		28.3	25.2		22.2	20.9		18			14.6			45
50	19.1	19.3	17.6	28.3	25.1	20.8	27.2	24.5	21.2	21.5	20.2		17.4	16.3		14	13.1		50
55	17.4			26.6	23.9	20.5	25.9	23.6	20.8	20.7	19.5	18.1	16.7	15.9	15	13.4	12.8	12.3	55
60				25	22.8	20	24.4	22.6	20	19.8	18.7	18	16	15.3	14.9	12.8	12.4	12.2	60
65				23.4	21.7	19.3	23	21.7	19.3	19	17.9	17.3	15.4	14.7	14.4	12.3	11.9	11.7	65
70				21.9	20.7	18.6	21.8	20.9	18.7	18.3	17.2	16.7	14.8	14.2	13.9	11.9	11.4	11.3	70
75				20.5	19.8	18	20.6	20	18.1	17.6	16.5	16.1	14.2	13.6	13.4	11.4	11	10.8	75
80				19.1	18.9	17.2	19.3	19.2	17.6	16.9	15.9	15.5	13.7	13.2	13	11	10.6	10.5	80
85				17.7	17.7	16.4	18	18.2	17.1	16.2	15.3	14.9	13.2	12.7	12.6	10.6	10.2	10.1	85
90				16.2	16.5	15.8	16.2	16.9	16.7	15.4	14.8	14.4	12.8	12.3	12.2	10.3	9.9	9.8	90
95				14.8	15.3	14.8	14.8	15.4	15.7	14.4	14.3	14	12.4	11.9	11.8	9.9	9.5	9.4	95
100				13.3	14.3	13.7	13.7	14	14.5	13.2	13.7	13.6	12	11.6	11.5	9.6	9.2	9.1	100
105				11.9	13.3	12.8	12.9	13.1	13.1	12.1	12.8	13.2	11.6	11.2	11.2	9.2	8.9	8.9	105
110				11.4	12.3	11.9	11.9	12.3	12.6	11.3	11.8	12.2	11.3	10.9	10.9	8.9	8.7	8.6	110
115				10.8	11.4	11.3	11.1	11.5	11.8	10.7	10.9	11.2	10.5	10.6	10.7	8.6	8.4	8.4	115
120				10.2	10.6	10.7	10.2	10.6	10.9	10.2	10.2	10.5	9.7	10.2	10.3	8.4	8.2	8.2	120
125				9.4	9.7	9.9	9.5	9.9	10.1	9.7	9.9	9.9	9	9.4	9.7	8.1	7.9	8	125
130				8.9	9.1	9.2	9.1	9.2	9.4	9	9.3	9.5	8.3	8.7	9	7.8	7.7	7.8	130
135				8.5	8.6	8.7	8.7	8.8	8.9	8.4	8.7	8.9	7.7	8.1	8.4	7.4	7.5	7.6	135
140				8.1	8.2	8.4	8.3	8.4	8.5	7.8	8.1	8.3	7	7.5	7.7	6.8	7.2	7.4	140
145							7.8	8	8	7.3	7.5	7.7	6.5	6.9	7.1	6.2	6.8	7	145
150							7.3	7.4	7.5	6.8	7	7.1	5.9	6.4	6.5	5.7	6.3	6.3	150
155							6.8	7		6.3	6.5	6.6	5.4	5.8	5.9	5.2	5.7	5.8	155
160										5.8	6	6.1	4.9	5.3	5.4	4.7	5.2	5.2	160
165										5.3			4.4	4.7	4.8	4.3	4.6	4.7	165
170										4.9			4	4.2	4.3	3.8	4.1	4.3	170
175													3.6	3.8	3.8	3.4	3.6	3.8	175
180																3	3.2	3.3	180
185																2.6	2.8	2.8	185
190																2.3	2.4	2.3	190

Lifting capacities on the folding jib

Forces de levage à la fléchette pliante



ft	38 ft			123 ft			135 ft			148 ft			160 ft			171 ft			ft
	62 ft			62 ft			62 ft			62 ft			62 ft			62 ft			
	0°	20°	40°	0°	20°	40°	0°	20°	40°	0°	20°	40°	0°	20°	40°	0°	20°	40°	
14	18.5																		14
15	18.5																		15
16	18.5																		16
17	18.4																		17
18	18.3																		18
20	18																		20
22	17.8																		22
24	17.5																		24
26	17.3																		26
28	16.7																		28
30	16.1																		30
32	15.5	11.9		13.3															32
34	14.9	11.7		13.3															34
36	14.3	11.3		13.3															36
38	13.7	11		13.3			12.7			11.9			10.7						38
40	13.2	10.7		13.3			12.7			11.9			10.7						40
45	12.3	10		13.2			12.7			11.9			10.7			9			45
50	11.4	9.4	8.0	13.1	10.5		12.7			11.9			10.7		9				50
55	10.6	8.9	7.8	12.9	10.4		12.5	10.3		11.8			10.7			8.9			55
60	9.8	8.5	7.5	12.6	10		12.3	10.2		11.6			10.7			8.7			60
65	9.1	8.1	7.3	12.3	9.7		12.1	9.9		11.4	9.7		10.5	9.5		8.7			65
70	8.6	7.8	7.1	11.9	9.4	7.7	11.8	9.6	7.8	11.2	9.5		10.4	9.3		8.6	8.3		70
75	8.2	7.5	7.0	11.6	9.2	7.7	11.6	9.3	7.7	11.1	9.3	7.7	10.1	9.1		8.4	8.2		75
80	7.8	7.2	6.9	11.3	8.9	7.6	11.4	9.1	7.6	10.9	9.1	7.7	9.9	9		8.1	7.9		80
85	7.5	7	6.8	10.9	8.7	7.5	11.2	8.8	7.5	10.8	8.8	7.6	9.6	8.8	7.5	7.9	7.7	7.6	85
90	7.1			10.6	8.5	7.4	10.8	8.6	7.4	10.6	8.7	7.5	9.4	8.6	7.5	7.6	7.5	7.5	90
95				10.3	8.3	7.3	10.5	8.4	7.4	10.4	8.5	7.4	9.1	8.5	7.4	7.4	7.2	7.3	95
100				9.9	8.2	7.3	10.2	8.3	7.3	10.2	8.4	7.3	8.9	8.3	7.4	7.2	7	7	100
105				9.6	8.1	7.2	9.9	8.1	7.3	9.9	8.2	7.3	8.7	8.2	7.3	7	6.8	6.8	105
110				9.3	8	7.2	9.6	8	7.2	9.7	8.1	7.3	8.5	8.1	7.3	6.8	6.6	6.6	110
115				9.1	7.8	7.1	9.4	7.9	7.2	9.5	8	7.3	8.3	8	7.3	6.6	6.4	6.4	115
120				8.8	7.7	7	9.1	7.7	7.2	9.2	7.9	7.3	8.1	7.9	7.3	6.4	6.2	6.3	120
125				8.5	7.6	6.9	8.9	7.6	7.2	9	7.8	7.3	7.9	7.7	7.3	6.2	6.1	6.1	125
130				8.1	7.5	6.8	8.6	7.5	7.2	8.6	7.7	7.3	7.7	7.5	7.3	6	5.9	5.9	130
135				7.7	7.4	6.7	8.4	7.5	7.2	8.1	7.6	7.3	7.5	7.4	7.3	5.9	5.8	5.8	135
140				7.3	7.2	6.5	8.1	7.4	7.2	7.6	7.5	7.2	7.3	7.2	7.2	5.7	5.6	5.7	140
145				6.9	6.9	6.3	7.7	7.4	7.2	7.2	7.4	7.2	7.1	7	7.2	5.6	5.5	5.6	145
150				6.5	6.6	6.1	7.1	7.4	7.2	7	7	7.2	6.5	6.9	7	5.4	5.4	5.4	150
155				6.1	6.3	5.9	6.7	7.1	7.1	6.7	6.8	7	6	6.6	6.9	5.3	5.2	5.3	155
160				5.7	6	5.7	6.5	6.7	6.9	6.3	6.6	6.8	5.5	6.2	6.5	5.1	5.1	5.2	160
165				5.3	5.7		6.3	6.3	6.5	5.9	6.4	6.6	5	5.8	6	4.8	5	5.1	165
170				4.9	5.4		6	6.2	6.4	5.4	5.9	6.1	4.6	5.3	5.5	4.4	4.9	5.1	170
175							5.6	5.9	5.9	5	5.5	5.6	4.2	4.8	5	4	4.6	4.8	175
180							5.3	5.5		4.6	5.1	5.2	3.8	4.3	4.6	3.6	4.2	4.5	180
185										4.2	4.6	4.6	3.4	3.9	4.1	3.2	3.8	4	185
190										3.9	4.1	4.1	3	3.4	3.6	2.8	3.4	3.6	190
195										3.5			2.7	3	3.1	2.5	3	3.1	195
200													2.3	2.6	2.6	2.2	2.6	2.7	200
205													2			2.2	2.2	2.2	205

Lifting capacities on the folding jib

Forces de levage à la fléchette pliante



ft	38 ft			123 ft			135 ft			148 ft			160 ft			171 ft			ft
	35 ft			35 ft			35 ft			35 ft			35 ft			35 ft			
	0°	20°	40°	0°	20°	40°	0°	20°	40°	0°	20°	40°	0°	20°	40°	0°	20°	40°	
9	38.6																		9
10	38.6																		10
11	38.6																		11
12	38.6																		12
13	38.6																		13
14	38.6																		14
15	38.6																		15
16	38.6																		16
17	38.3																		17
18	37.8																		18
20	36.6																		20
22	34.8	33.2																	22
24	32.9	32.8																	24
26	31	32		34.1															26
28	29.7	30.7		33.6			30.6												28
30	28.5	29.3		33.1			30.5												30
32	27.3	28	24.5	32.6			30.2			24.3									32
34	26.1	26.8	24	32.1			29.8			24.1									34
36	24.9	25.7	23.1	31.6			29.5			23.7									36
38	23.6	24.7	22.2	31.2	27.3		29.2			23.3			18.7			15.3			38
40	22.6	23.6	21.3	30.8	27.2		28.9			23			18.7			15.2			40
45	20.9	21	19.1	29.8	26.3		28.3	25.2		22.2	20.9		18			14.6			45
50	19.1	19.3	17.6	28.3	25.1	20.8	27.2	24.5	21.2	21.5	20.2		17.4	16.3		14	13.1		50
55	17.4			26.6	23.9	20.5	25.9	23.6	20.8	20.7	19.5	18.1	16.7	15.9	15	13.4	12.8	12.3	55
60				24.9	22.8	20	24.2	22.6	20	19.8	18.7	18	16	15.3	14.9	12.8	12.4	12.2	60
65				23.2	21.7	19.3	21.8	21.7	19.3	19	17.9	17.3	15.4	14.7	14.4	12.3	11.9	11.7	65
70				21	20.7	18.6	19.5	20.4	18.7	18.3	17.2	16.7	14.8	14.2	13.9	11.9	11.4	11.3	70
75				18.9	19.6	18	18	18.7	18.1	17.1	16.5	16.1	14.2	13.6	13.4	11.4	11	10.8	75
80				17	18.1	17.2	16.8	16.9	17.4	15.5	15.8	15.5	13.7	13.2	13	11	10.6	10.5	80
85				15.4	16.4	16.4	15.2	15.5	16	13.9	15	14.9	13.2	12.7	12.6	10.6	10.2	10.1	85
90				14	14.9	15.4	13.8	14.5	14.8	13.1	13.6	14.2	12.5	12.3	12.2	10.3	9.9	9.8	90
95				12.7	13.5	14.1	12.7	13.4	13.8	12.3	12.4	13	11.5	11.9	11.8	9.9	9.5	9.4	95
100				11.6	12.2	12.8	11.8	12.2	12.8	11.5	11.6	11.9	10.4	11.2	11.4	9.5	9.2	9.1	100
105				10.9	11.1	11.5	11.3	11.1	11.6	10.5	11.2	11.2	9.4	10.2	10.8	9.1	8.9	8.9	105
110				10.4	10.5	10.5	10.4	10.7	10.8	9.6	10.2	10.6	8.5	9.2	9.8	8.2	8.7	8.6	110
115				10	10	10	9.5	10	10.1	8.8	9.4	9.8	7.7	8.3	8.9	7.4	8	8.3	115
120				9.5	9.6	9.7	8.7	9.2	9.5	8	8.5	9	6.9	7.5	8	6.6	7.3	7.8	120
125				8.7	9	9.2	8	8.4	8.7	7.3	7.8	8.2	6.2	6.8	7.2	5.9	6.6	7	125
130				8.1	8.4	8.5	7.3	7.7	7.9	6.6	7.1	7.4	5.6	6.1	6.5	5.3	5.9	6.3	130
135				7.5	7.7	7.8	6.7	7.1	7.2	6.1	6.5	6.7	5	5.5	5.8	4.7	5.3	5.6	135
140				6.9	7.1	7.1	6.1	6.4	6.6	5.5	5.9	6.1	4.4	4.9	5.2	4.2	4.7	5	140
145							5.5	5.8	5.9	4.9	5.3	5.5	3.9	4.3	4.6	3.7	4.1	4.4	145
150							5	5.2	5.3	4.4	4.7	4.8	3.5	3.8	4.1	3.2	3.6	3.9	150
155							4.5	4.7		3.9	4.2	4.3	3	3.3	3.5	2.8	3.2	3.4	155
160										3.4	3.6	3.7	2.5	2.9	3	2.4	2.7	2.9	160
165										3				2.4	2.5		2.3	2.5	165
170										2.6				1.9	2		1.8	2	170


Lifting capacities on the folding jib

Forces de levage à la fléchette pliante



ft	38 ft			123 ft			135 ft			148 ft			160 ft			171 ft			ft
	62 ft			62 ft			62 ft			62 ft			62 ft			62 ft			
	0°	20°	40°	0°	20°	40°	0°	20°	40°	0°	20°	40°	0°	20°	40°	0°	20°	40°	
14	18.5																		14
15	18.5																		15
16	18.5																		16
17	18.4																		17
18	18.3																		18
20	18																		20
22	17.8																		22
24	17.5																		24
26	17.3																		26
28	16.7																		28
30	16.1																		30
32	15.5	11.9		13.3															32
34	14.9	11.7		13.3															34
36	14.3	11.3		13.3															36
38	13.7	11		13.3			12.7			11.9			10.7						38
40	13.2	10.7		13.3			12.7			11.9			10.7						40
45	12.3	10		13.2			12.7			11.9			10.7			9			45
50	11.4	9.4	8	13.1	10.5		12.7			11.9			10.7			9			50
55	10.6	8.9	7.8	12.9	10.4		12.5	10.3		11.8			10.7			8.9			55
60	9.8	8.5	7.5	12.6	10		12.3	10.2		11.6			10.7			8.7			60
65	9.1	8.1	7.3	12.3	9.7		12.1	9.9		11.4	9.7		10.5	9.5		8.7			65
70	8.6	7.8	7.1	11.9	9.4	7.7	11.8	9.6	7.8	11.2	9.5		10.4	9.3		8.6	8.3		70
75	8.2	7.5	7	11.6	9.2	7.7	11.6	9.3	7.7	11.1	9.3	7.7	10.1	9.1		8.4	8.2		75
80	7.8	7.2	6.9	11.3	8.9	7.6	11.4	9.1	7.6	10.9	9.1	7.7	9.9	9		8.1	7.9		80
85	7.5	7	6.8	10.9	8.7	7.5	11.2	8.8	7.5	10.8	8.8	7.6	9.6	8.8	7.5	7.9	7.7	7.6	85
90	7.1			10.6	8.5	7.4	10.8	8.6	7.4	10.6	8.7	7.5	9.4	8.6	7.5	7.6	7.5	7.5	90
95				10.3	8.3	7.3	10.5	8.4	7.4	10.4	8.5	7.4	9.1	8.5	7.4	7.4	7.2	7.3	95
100				9.9	8.2	7.3	10.2	8.3	7.3	10.2	8.4	7.3	8.9	8.3	7.4	7.2	7	7	100
105				9.6	8.1	7.2	9.9	8.1	7.3	9.8	8.2	7.3	8.7	8.2	7.3	7	6.8	6.8	105
110				9.3	8	7.2	9.5	8	7.2	9	8.1	7.3	8.5	8.1	7.3	6.8	6.6	6.6	110
115				9.1	7.8	7.1	9.1	7.9	7.2	8.4	8	7.3	8	8	7.3	6.6	6.4	6.4	115
120				8.6	7.7	7	8.4	7.7	7.2	8.1	7.9	7.3	7.5	7.9	7.3	6.4	6.2	6.3	120
125				7.9	7.6	6.9	7.8	7.6	7.2	7.8	7.8	7.3	6.8	7.7	7.3	6.2	6.1	6.1	125
130				7.5	7.5	6.8	7.6	7.5	7.2	7.2	7.6	7.3	6.1	7.2	7.3	5.8	5.9	5.9	130
135				7.2	7.2	6.7	7.2	7.3	7.2	6.6	7.3	7.3	5.5	6.6	7.1	5.3	5.8	5.8	135
140				7	6.9	6.5	6.7	7.1	7.2	6	6.8	7.1	5	5.9	6.7	4.7	5.5	5.7	140
145				6.8	6.7	6.3	6.2	6.8	7	5.5	6.2	6.8	4.5	5.4	6	4.2	5.1	5.5	145
150				6.4	6.6	6.1	5.7	6.3	6.6	5	5.7	6.2	4	4.8	5.4	3.8	4.6	5.2	150
155				5.9	6.3	5.9	5.2	5.8	6.1	4.6	5.2	5.6	3.6	4.3	4.9	3.3	4.1	4.7	155
160				5.5	5.8	5.7	4.7	5.3	5.5	4.1	4.7	5.1	3.2	3.9	4.4	2.9	3.7	4.2	160
165				5	5.3		4.3	4.8	5	3.7	4.3	4.6	2.8	3.4	3.9	2.5	3.2	3.7	165
170				4.6	4.8		3.9	4.3	4.4	3.3	3.8	4.1	2.4	3	3.4	2.1	2.8	3.3	170
175							3.5	3.8	3.9	2.9	3.3	3.6	2	2.6	3	1.8	2.4	2.8	175
180							3.1	3.4		2.5	2.9	3.1		2.2	2.5		2.1	2.4	180
185										2.2	2.5	2.6							185
190										1.8	2.1	2.1							190

Lifting heights Hauteurs de levage



Lifting capacities on the folding jib with boom extension

Forces de levage à la fléchette pliante avec télescope rallongé



ft	38 ft + 23 ft			135 ft + 23 ft			148 ft + 23 ft			160 ft + 23 ft			171 ft + 23 ft			ft
	35 ft			35 ft			35 ft			35 ft			35 ft			
	0°	20°	40°	0°	20°	40°	0°	20°	40°	0°	20°	40°	0°	20°	40°	
13	14.6															13
14	14.4															14
15	14.2															15
16	13.9															16
17	13.7															17
18	13.5															18
20	13															20
22	12.6	12.9														22
24	12.2	12.7														24
26	11.9	12.3														26
28	11.5	11.9														28
30	11.1	11.5														30
32	10.8	11.1	11.3	14.6												32
34	10.4	10.7	11.1	14.4												34
36	10.1	10.4	10.8	14.2												36
38	9.8	10.1	10.4	13.9			13.2			12.4						38
40	9.5	9.8	10.1	13.7			13.1			12.3						40
45	8.8	9.1	9.4	13.1	12.5		12.6			11.9			9.9			45
50	8.2	8.5	8.7	12.6	12.1		12.2	11.6		11.4	11.1		9.6			50
55	7.6	7.9	8.1	12.2	11.6	10.9	11.8	11.3	10.7	11.1	10.9		9.2	8.8		55
60	7.1	7.4	7.6	11.7	11.1	10.8	11.4	10.9	10.6	10.8	10.5		8.9	8.8		60
65	6.7	6.9	7.2	11.2	10.7	10.4	10.9	10.5	10.2	10.5	10.2	9.9	8.6	8.4	8.4	65
70	6.4	6.5	6.7	10.8	10.3	10	10.6	10.2	9.9	10.2	9.9	9.6	8.3	8.1	8.2	70
75	6	6.1		10.4	9.9	9.7	10.2	9.8	9.5	9.9	9.6	9.3	8	7.9	7.9	75
80	5.6	5.8		10	9.6	9.3	9.8	9.5	9.2	9.6	9.3	9.1	7.7	7.6	7.6	80
85	5.1	5.3		9.6	9.2	9	9.5	9.2	9	9.2	9	8.8	7.5	7.3	7.3	85
90				9.3	8.9	8.7	9.2	8.9	8.7	9	8.7	8.6	7.2	7.1	7.1	90
95				8.9	8.6	8.4	8.9	8.6	8.4	8.7	8.5	8.3	6.9	6.8	6.8	95
100				8.6	8.3	8.2	8.6	8.3	8.2	8.4	8.2	8.1	6.7	6.6	6.6	100
105				8.3	8.1	8	8.3	8.1	8	8.2	8	7.9	6.5	6.4	6.4	105
110				8	7.9	7.8	8	7.9	7.8	7.9	7.8	7.7	6.3	6.1	6.2	110
115				7.7	7.6	7.6	7.8	7.6	7.6	7.7	7.6	7.5	6.1	5.9	6	115
120				7.5	7.4	7.4	7.6	7.4	7.4	7.5	7.4	7.3	5.9	5.7	5.8	120
125				7.2	7.2	7.2	7.3	7.2	7.2	7.3	7.2	7.2	5.7	5.6	5.6	125
130				7	6.9	7	7.1	7	7.1	7.1	7	7	5.5	5.4	5.4	130
135				6.8	6.7	6.8	6.9	6.8	6.9	6.9	6.8	6.9	5.3	5.2	5.3	135
140				6.6	6.5	6.6	6.7	6.6	6.7	6.7	6.7	6.7	5.2	5.1	5.2	140
145				6.4	6.4	6.4	6.6	6.5	6.5	6.3	6.5	6.6	5	5	5	145
150				6.3	6.2	6.2	6.4	6.3	6.4	5.8	6.2	6.4	4.9	4.8	4.9	150
155				6.1	6		6.1	6.2	6.2	5.3	5.7	5.9	4.7	4.7	4.7	155
160				5.9	5.9		5.6	5.9		4.8	5.2	5.4	4.5	4.6	4.6	160
165				5.7	5.7		5.2	5.5		4.3	4.7	4.9	4.1	4.5	4.5	165
170				5.3	5.5		4.7	5		3.9	4.2	4.4	3.7	4.1	4.3	170
175				4.9	5		4.3	4.5		3.4	3.8		3.3	3.6	3.8	175
180				4.5			3.8	4.1		3	3.3		2.8	3.2		180
185							3.4	3.6		2.6	2.9		2.4	2.7		185
190							3.1	3.2		2.2	2.5		2.1	2.3		190
195							2.7			1.9	2.1		2			195

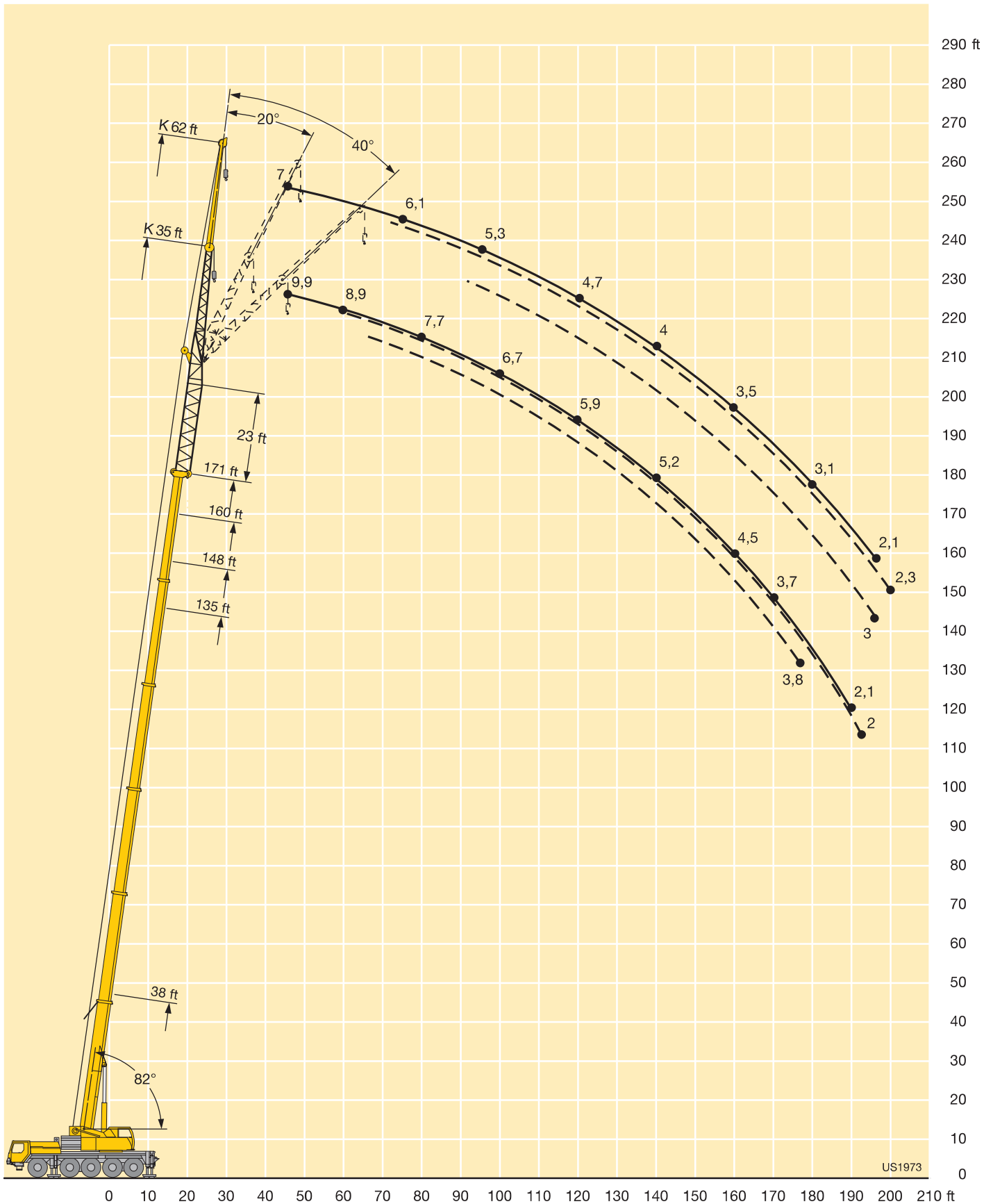
Lifting capacities on the folding jib with boom extension

Forces de levage à la fléchette pliante avec télescope rallongé



ft	38 ft + 23 ft			135 ft + 23 ft			148 ft + 23 ft			160 ft + 23 ft			171 ft + 23 ft			ft
	62 ft			62 ft			62 ft			62 ft			62 ft			
	0°	20°	40°	0°	20°	40°	0°	20°	40°	0°	20°	40°	0°	20°	40°	
22	8.4															22
24	8.4															24
26	8.3															26
28	8.3															28
30	8.3															30
32	8.2															32
34	8.1															34
36	8															36
38	7.9	8.1		8.5			8.1									38
40	7.7	8		8.5			8.1									40
45	7.3	7.6		8.4			8			7.6			7			45
50	6.9	7.2		8.4			8			7.5			7			50
55	6.5	6.8		8.3			7.9			7.5			6.8			55
60	6.1	6.4	6.6	8.2			7.9			7.5			6.6			60
65	5.8	6	6.3	8.2	7.9		7.8	7.7		7.5			6.4			65
70	5.5	5.7	6	8	7.7		7.8	7.5		7.4	7.2		6.2	6.1		70
75	5.2	5.4	5.6	7.8	7.4	6.8	7.6	7.3		7.3	7.1		6.1	6		75
80	5	5.1	5.3	7.5	7.2	6.8	7.4	7.1		7.1	6.9		5.9	5.8		80
85	4.7	4.8	5.1	7.3	7	6.7	7.1	6.9	6.6	6.9	6.7	6.5	5.7	5.6		85
90	4.6	4.6	4.8	7	6.7	6.6	6.9	6.6	6.5	6.7	6.5	6.4	5.5	5.5	5.4	90
95	4.4	4.5	4.7	6.8	6.5	6.4	6.7	6.4	6.3	6.6	6.3	6.2	5.3	5.3	5.4	95
100	4.2	4.4		6.6	6.3	6.2	6.5	6.3	6.1	6.4	6.1	6	5.1	5.1	5.2	100
105	4	4.2		6.4	6.1	6	6.4	6.1	6	6.2	6	5.9	4.9	4.9	5.1	105
110	3.7	4		6.2	5.9	5.8	6.2	5.9	5.8	6.1	5.8	5.7	4.8	4.8	4.9	110
115				6	5.7	5.7	6	5.7	5.7	5.9	5.7	5.6	4.7	4.6	4.8	115
120				5.8	5.6	5.5	5.8	5.6	5.5	5.8	5.5	5.5	4.5	4.5	4.6	120
125				5.7	5.4	5.4	5.7	5.4	5.4	5.6	5.4	5.3	4.4	4.3	4.4	125
130				5.5	5.3	5.3	5.5	5.3	5.3	5.5	5.2	5.2	4.2	4.2	4.3	130
135				5.3	5.2	5.1	5.4	5.2	5.1	5.4	5.1	5.1	4.1	4.1	4.2	135
140				5.2	5	5	5.3	5	5	5.2	5	5	4	4	4.1	140
145				5	4.9	4.9	5.1	4.9	4.9	5.1	4.9	4.9	3.9	3.9	3.9	145
150				4.9	4.7	4.8	5	4.8	4.8	5	4.8	4.8	3.8	3.7	3.9	150
155				4.8	4.6	4.7	4.8	4.7	4.7	4.9	4.7	4.7	3.6	3.6	3.7	155
160				4.7	4.6	4.6	4.7	4.6	4.6	4.8	4.6	4.6	3.5	3.5	3.6	160
165				4.6	4.5	4.6	4.7	4.5	4.6	4.6	4.5	4.6	3.4	3.5	3.6	165
170				4.5	4.4	4.5	4.6	4.4	4.5	4.2	4.4	4.5	3.3	3.4	3.5	170
175				4.4	4.4		4.5	4.4	4.5	3.8	4.3	4.4	3.2	3.3	3.4	175
180				4.3	4.3		4.2	4.3	4.4	3.4	4.1	4.3	3.1	3.2	3.3	180
185				4.1	4.2		3.9	4.2		3.1	3.7	4	2.8	3.1	3.2	185
190				4	4.1		3.5	4		2.7	3.3	3.6	2.4	3	3.2	190
195				3.7	4		3.1	3.6		2.3	2.9		2.1	2.7	3	195
200				3.4			2.8	3.2		2	2.5			2.3		200
205				3.1			2.5	2.8			2.1					205
210							2.2									210
215							1.9									215

Lifting heights Hauteurs de levage



Lifting capacities on the folding jib with boom extension

Forces de levage à la fléchette pliante avec télescope rallongé



ft	38 ft + 46 ft			135 ft + 46 ft			148 ft + 46 ft			160 ft + 46 ft			171 ft + 46 ft			ft
	35 ft			35 ft			35 ft			35 ft			35 ft			
	0°	20°	40°	0°	20°	40°	0°	20°	40°	0°	20°	40°	0°	20°	40°	
18	10.1															18
20	10															20
22	9.7															22
24	9.4															24
26	9.1															26
28	8.9	9.1														28
30	8.6	9.1														30
32	8.4	8.8														32
34	8.2	8.5														34
36	8	8.3														36
38	7.8	8.1	8.2	10.2												38
40	7.5	7.8	8.1	10.2												40
45	7	7.3	7.6	9.7			9.4			8.1						45
50	6.6	6.8	7	9.3	9		9			8.1			6.3			50
55	6.1	6.3	6.5	8.9	8.8		8.7	8.3		8.1	7.9		6.3	6.3		55
60	5.7	5.9	6.1	8.6	8.4		8.3	8.2		8	7.8		6.3	6.3		60
65	5.4	5.5	5.7	8.3	8.1	8	8	7.9	7.8	7.8	7.6		6.3	6.3		65
70	5	5.2	5.3	8	7.8	7.7	7.8	7.6	7.5	7.5	7.3	7.2	6.1	6.1	6.1	70
75	4.8	4.9	5	7.7	7.5	7.4	7.5	7.4	7.3	7.3	7.1	7	5.9	5.9	6	75
80	4.6	4.6	4.7	7.4	7.2	7.1	7.3	7.1	7	7.1	6.8	6.8	5.7	5.7	5.7	80
85	4.3	4.3	4.4	7.1	6.9	6.9	7	6.8	6.8	6.8	6.6	6.6	5.4	5.4	5.5	85
90	4.1	4.1	4.2	6.9	6.6	6.6	6.8	6.6	6.5	6.6	6.4	6.4	5.2	5.3	5.3	90
95	3.9	3.9		6.6	6.4	6.4	6.5	6.4	6.3	6.4	6.2	6.2	5	5.1	5.1	95
100	3.6	3.7		6.4	6.2	6.1	6.3	6.1	6.1	6.2	6	6	4.8	4.9	5	100
105				6.1	6	5.9	6.1	5.9	5.9	6	5.8	5.8	4.7	4.7	4.8	105
110				5.9	5.7	5.7	5.9	5.7	5.7	5.8	5.6	5.6	4.5	4.5	4.6	110
115				5.7	5.5	5.5	5.7	5.5	5.5	5.6	5.5	5.4	4.3	4.3	4.4	115
120				5.5	5.4	5.3	5.5	5.4	5.3	5.4	5.3	5.3	4.2	4.2	4.2	120
125				5.3	5.2	5.1	5.3	5.2	5.2	5.3	5.1	5.1	4	4	4.1	125
130				5.1	5	5	5.2	5.1	5	5.1	5	5	3.9	3.9	3.9	130
135				4.9	4.9	4.9	5	4.9	4.9	5	4.9	4.9	3.7	3.7	3.8	135
140				4.8	4.7	4.7	4.8	4.8	4.8	4.8	4.8	4.7	3.6	3.6	3.7	140
145				4.7	4.6	4.6	4.7	4.6	4.6	4.7	4.6	4.6	3.5	3.5	3.5	145
150				4.6	4.4	4.5	4.6	4.5	4.5	4.6	4.5	4.5	3.4	3.4	3.4	150
155				4.5	4.3	4.3	4.5	4.4	4.4	4.5	4.4	4.4	3.2	3.3	3.3	155
160				4.3	4.2		4.4	4.3	4.3	4.2	4.3	4.3	3.1	3.2	3.2	160
165				4.2	4.1		4.3	4.2		3.9	4.1	4.2	3	3.1	3.1	165
170				4.1	4		4.2	4.1		3.4	3.8	4.1	2.9	3	3	170
175				4	3.9		3.9	4		3	3.4	3.6	2.7	2.9	2.9	175
180				3.8	3.8		3.5	3.8		2.7	3		2.4	2.7	2.8	180
185				3.6	3.6		3.1	3.4		2.3	2.6			2.4		185
190				3.3	3.5		2.7	3		1.9	2.2			2		190
195				3			2.3	2.6			1.8					195
200				2.6			2	2.2								200

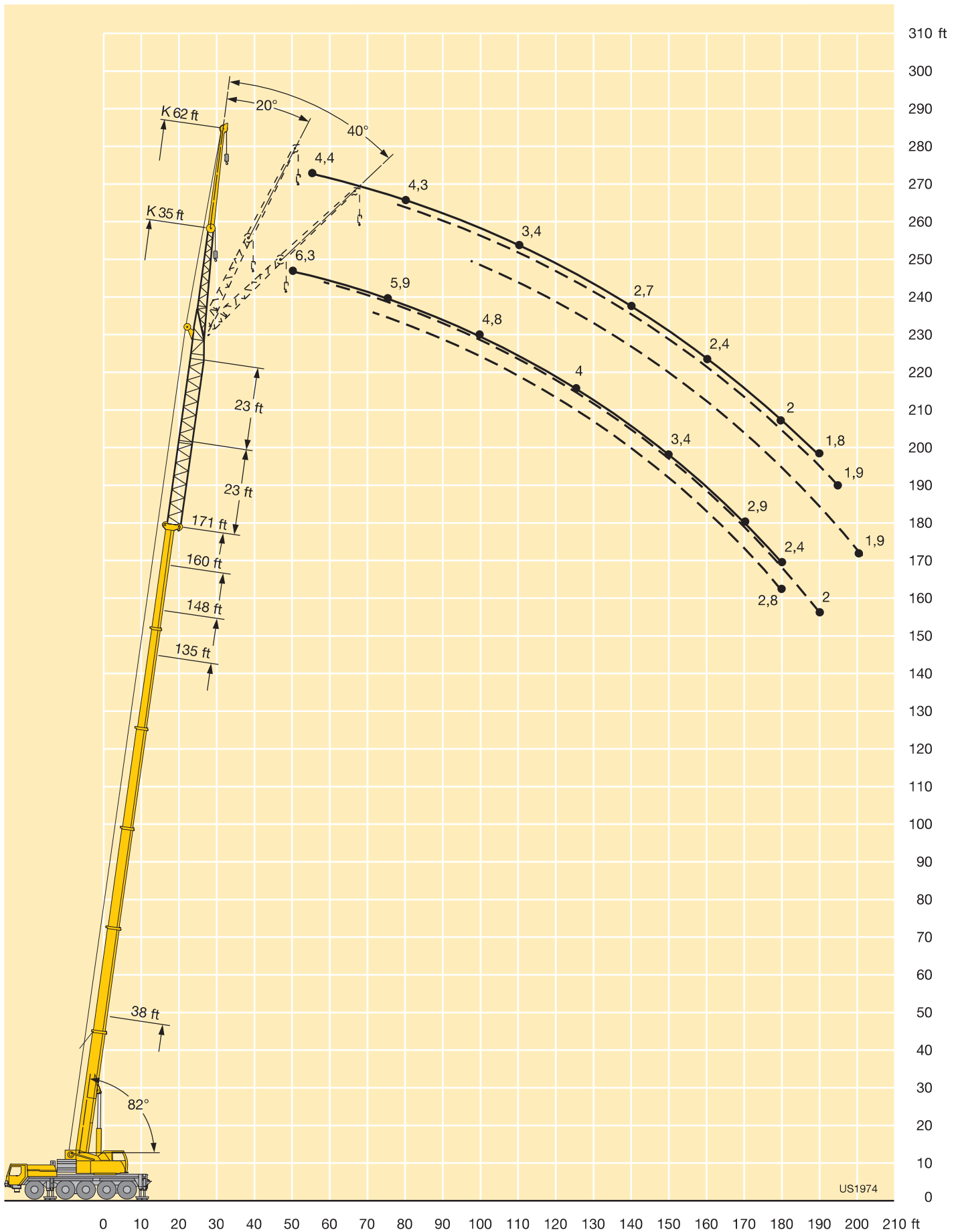
Lifting capacities on the folding jib with boom extension

Forces de levage à la fléchette pliante avec télescope rallongé



ft	38 ft + 46 ft			135 ft + 46 ft			148 ft + 46 ft			160 ft + 46 ft			171 ft + 46 ft			ft
	62 ft			62 ft			62 ft			62 ft			62 ft			
	0°	20°	40°	0°	20°	40°	0°	20°	40°	0°	20°	40°	0°	20°	40°	
26	8.5															26
28	8.5															28
30	8.5															30
32	8.4															32
34	8.3															34
36	8.1															36
38	7.9															38
40	7.7															40
45	7.3			7												45
50	6.9	7.1		6.9			6.5			5.6						50
55	6.5	6.9	7	6.7			6.4			5.6			4.4			55
60	6.2	6.5	6.9	6.4			6.2			5.6			4.4			60
65	5.8	6.1	6.5	6.2			6			5.6			4.4			65
70	5.5	5.8	6.1	6	6		5.8			5.6			4.4			70
75	5.2	5.4	5.8	5.9	5.8		5.7	5.5		5.5	5.3		4.4	4.1		75
80	4.9	5.2	5.5	5.7	5.6		5.5	5.5		5.3	5.2		4.3	4.1		80
85	4.7	4.9	5.1	5.5	5.4	5.4	5.3	5.3		5.2	5.1		4.2	4.1		85
90	4.5	4.6	4.9	5.3	5.2	5.2	5.2	5.1	5	5	4.9	4.9	4	4		90
95	4.4	4.4	4.6	5.1	5	5	5	4.9	4.9	4.8	4.8	4.8	3.8	3.9	3.9	95
100	4.2	4.3	4.4	4.9	4.8	4.8	4.8	4.8	4.8	4.7	4.6	4.6	3.7	3.8	3.8	100
105	4	4.1	4.2	4.8	4.7	4.7	4.7	4.6	4.6	4.5	4.5	4.5	3.6	3.7	3.7	105
110	3.8	3.9	4	4.6	4.5	4.5	4.5	4.4	4.4	4.4	4.4	4.3	3.4	3.6	3.6	110
115	3.6	3.7	3.6	4.4	4.3	4.3	4.4	4.3	4.3	4.3	4.2	4.2	3.3	3.4	3.5	115
120	3.5	3.5		4.3	4.2	4.2	4.2	4.1	4.2	4.1	4.1	4.1	3.2	3.3	3.4	120
125	3.3	3.3		4.1	4	4.1	4.1	4	4	4	3.9	4	3.1	3.1	3.3	125
130	3	2.9		4	3.9	3.9	4	3.9	3.9	3.9	3.8	3.9	2.9	3	3.2	130
135				3.8	3.8	3.8	3.9	3.8	3.8	3.8	3.7	3.8	2.8	2.9	3	135
140				3.7	3.6	3.7	3.7	3.6	3.7	3.7	3.6	3.6	2.7	2.8	2.9	140
145				3.6	3.5	3.6	3.6	3.5	3.6	3.6	3.5	3.5	2.6	2.7	2.8	145
150				3.4	3.4	3.5	3.5	3.4	3.5	3.5	3.4	3.4	2.5	2.6	2.7	150
155				3.4	3.3	3.4	3.4	3.3	3.4	3.4	3.3	3.4	2.4	2.5	2.6	155
160				3.3	3.2	3.3	3.3	3.2	3.3	3.3	3.2	3.3	2.4	2.4	2.5	160
165				3.2	3.1	3.2	3.2	3.1	3.2	3.2	3.1	3.2	2.3	2.3	2.4	165
170				3.1	3	3.1	3.1	3.1	3.1	3.1	3.1	3.1	2.2	2.2	2.4	170
175				3	2.9	3	3.1	3	3	3	3	3	2.1	2.2	2.3	175
180				2.9	2.9	2.9	3	2.9	3	2.8	2.9	3	2	2.1	2.2	180
185				2.8	2.8		2.9	2.8	2.9	2.5	2.8	2.9	1.9	2	2.1	185
190				2.8	2.7		2.9	2.7	2.8	2.2	2.7	2.8	1.8	1.9	2	190
195				2.7	2.6		2.7	2.7	2.7	1.8	2.4	2.7		1.9	2	195
200				2.6	2.6		2.4	2.6			2.1	2.5			1.9	200
205				2.5	2.5		2	2.5								205
210				2.3	2.4			2.2								210
215				2.1	2.3			1.8								215

Lifting heights Hauteurs de levage



Lifting capacities on the hydraulically variable folding jib

Forces de levage à la fléchette pliante à variation hydraulique



ft	38 ft + 23 ft			123 ft + 23 ft			135 ft + 23 ft			148 ft + 23 ft			160 ft + 23 ft			171 ft + 23 ft			ft	
	35 ft			35 ft			35 ft			35 ft			35 ft			35 ft				
	0°	20°	40°	0°	20°	40°	0°	20°	40°	0°	20°	40°	0°	20°	40°	0°	20°	40°		
9	38.6																		9	
10	38.6																		10	
11	38.6																		11	
12	38.6																		12	
13	38.6																		13	
14	38.6																		14	
15	38.6																		15	
16	38.6																		16	
17	38.3																		17	
18	37.8	34.6																	18	
20	36.6	34.4																	20	
22	34.8	33.6																	22	
24	32.9	32.8																	24	
26	31	32																	26	
28	29.7	30.7	26.7	32.5															28	
30	28.5	29.3	26.4	32.4															30	
32	27.3	28	25	31.8			29.6			24									32	
34	26.1	26.8	24	31.3			29.4			23.8									34	
36	24.9	25.7	23.1	30.8			29			23.4									36	
38	23.6	24.7	22.2	30.4	26.7		28.6			23.1			18.2				14.8		38	
40	22.6	23.6	21.3	30	26.6		28.3			22.7			18.1				14.7		40	
45	20.9	21	19.1	29	25.6		27.5	24.5		21.8	20.1		17.6				14.2		45	
50	19.1	19.3	17.6	27.5	24.4	20.1	26.5	23.7	20.4	21	19.5		16.9	15.8			13.6	12.6	50	
55	17.4	17.9	16.6	25.8	23.2	19.9	25.2	22.8	20	20.2	18.8	17.5	16.1	15.4	14.3		13	12.4	11.9	55
60		16.5		24.2	22.1	19.3	23.7	21.9	19.3	19.2	18	17.3	15.4	14.7	14.2		12.3	12	11.8	60
65		15.2		22.7	21	18.5	22.3	21	18.5	18.3	17.1	16.6	14.9	14.1	13.7		11.9	11.5	11.2	65
70				21.3	20.1	17.9	21.1	20.2	17.9	17.7	16.5	16	14.3	13.6	13.3		11.4	11.1	10.8	70
75				20	19.1	17.3	20	19.4	17.4	17.2	15.8	15.5	13.8	13.1	12.9		11	10.7	10.5	75
80				18.9	18.2	16.6	18.9	18.4	16.8	16.6	15.1	14.9	13.2	12.7	12.5		10.6	10.3	10.1	80
85				17.7	17.3	16	17.7	17.5	16.3	15.8	14.6	14.3	12.6	12.2	12.2		10.2	10	9.7	85
90				16.2	16.4	15.5	15.9	16.6	15.9	15.1	14.2	14	12.3	11.8	11.8		9.8	9.6	9.4	90
95				14.8	15.3	14.6	14.5	15.2	15.3	14.1	13.8	13.6	11.9	11.5	11.4		9.5	9.2	9.1	95
100				13.3	14.2	13.5	13.4	13.8	14.3	13	13.3	13.2	11.5	11.3	11.1		9.2	8.9	8.9	100
105				11.9	13.1	12.6	12.7	12.9	12.9	12	12.6	12.9	11.2	10.9	10.9		9	8.7	8.5	105
110				11.4	12.1	11.9	11.7	12.1	12.3	11	11.6	11.9	10.8	10.5	10.5		8.6	8.4	8.3	110
115				10.7	11.2	11.2	10.8	11.3	11.5	10.4	10.6	11	10.2	10.3	10.3		8.4	8.1	8.1	115
120				9.9	10.3	10.5	10	10.4	10.7	10	10	10.3	9.5	9.9	10		8.1	7.9	7.9	120
125				9.2	9.5	9.7	9.3	9.6	9.9	9.5	9.7	9.9	8.8	9.2	9.6		7.8	7.7	7.8	125
130				8.6	8.8	8.9	8.8	8.9	9.2	8.8	9.1	9.4	8.1	8.6	8.8		7.6	7.4	7.6	130
135				8.2	8.4	8.5	8.5	8.5	8.7	8.2	8.5	8.7	7.4	7.9	8.1		7.2	7.1	7.4	135
140				7.9	8.1	8.2	8.1	8.1	8.3	7.6	7.9	8	6.8	7.2	7.5		6.6	6.3	7.1	140
145							7.5	7.7	7.8	7	7.3	7.5	6.2	6.6	6.8		6	4.9	6.7	145
150							7.1	7.2	7.2	6.5	6.8	6.9	5.7	6	6.2		5.5	4.9	6.1	150
155							6.6	6.7		6	6.3	6.4	5.2	5.5	5.7		5	4.9	5.5	155
160										5.5	5.8	5.8	4.7	5	5.1		4.5	4.7	5	160
165										5			4.1	4.4	4.5		4	4.4	4.5	165
170										4.6			3.7	3.9	4		3.5	3.8	4	170
175													3.3	3.4	3.4		3.1	3.4	3.4	175
180													2.9				2.7	2.9	3	180
185																	2.3	2.5	2.5	185
190																	1.9	2.1	2	190

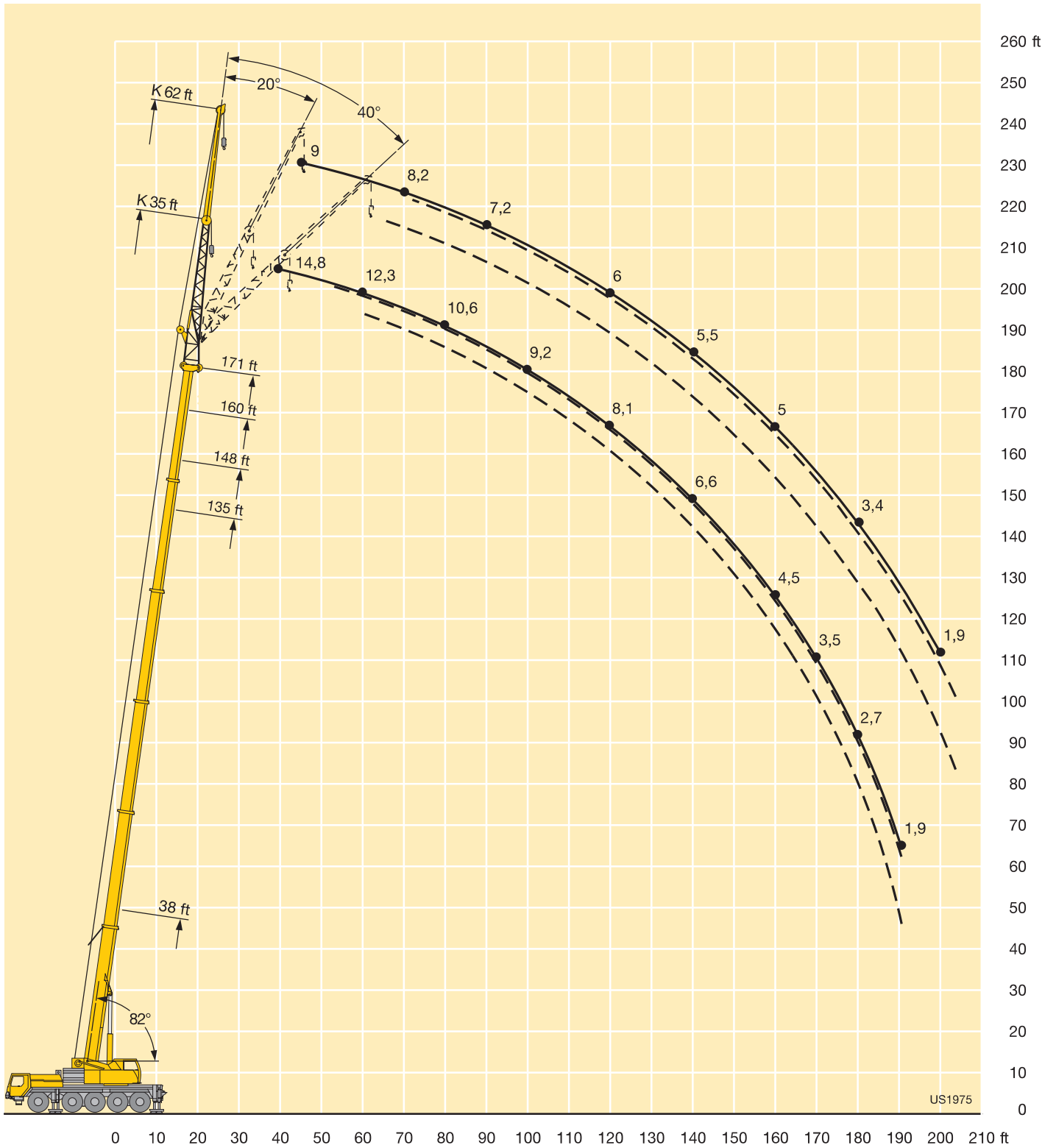
Lifting capacities on the hydraulically variable folding jib

Forces de levage à la flèche pliante à variation hydraulique



ft	38 ft + 23 ft			123 ft + 23 ft			135 ft + 23 ft			148 ft + 23 ft			160 ft + 23 ft			171 ft + 23 ft			ft
	62 ft			62 ft			62 ft			62 ft			62 ft			62 ft			
	0°	20°	40°	0°	20°	40°	0°	20°	40°	0°	20°	40°	0°	20°	40°	0°	20°	40°	
16	18.5																		16
17	18.4																		17
18	18.3																		18
20	18																		20
22	17.8																		22
24	17.5																		24
26	17.3																		26
28	16.7																		28
30	16.1																		30
32	15.5																		32
34	14.9																		34
36	14.3																		36
38	13.7	10.2		12.6			11.9			11.2									38
40	13.2	10.1		12.6			11.9			11.2									40
45	12.3	9.6		12.4			11.9			11.2			9.7			9			45
50	11.4	9	7.5	12.4	9.7		11.7			11.2			9.7			9			50
55	10.6	8.5	7.3	12.2	9.6		11.6	9.5		11.1			9.7			8.9			55
60	9.8	8	7	11.8	9.4		11.6	9.4		10.9			9.7			8.7			60
65	9.1	7.8	6.8	11.4	9		11.4	9.2		10.7	9		9.7	8.7		8.5			65
70	8.6	7.6	6.6	11.2	8.7	7	11.1	8.9		10.5	8.8		9.5	8.6		8.2	7.8		70
75	8.2	7.4	6.6	11	8.4	6.9	10.8	8.6	7	10.3	8.6	7	9.4	8.4		7.9	7.7		75
80	7.8	7.2	6.5	10.6	8.2	6.8	10.6	8.4	7	10.1	8.4	7	9.2	8.2		7.7	7.5		80
85	7.5	7	6.3	10.2	8	6.8	10.4	8	7	10	8	6.8	9	8	6.8	7.5	7.3	6.8	85
90	7.1			9.8	7.8	6.6	10.1	7.8	6.8	9.8	8	6.8	8.6	7.8	6.8	7.2	7.1	6.8	90
95				9.5	7.6	6.6	9.7	7.6	6.8	9.5	7.9	6.7	8.4	7.8	6.8	6.9	6.9	6.6	95
100				9.2	7.5	6.6	9.4	7.5	6.7	9.2	7.7	6.6	8.2	7.7	6.7	6.7	6.7	6.3	100
105				9	7.3	6.6	9.2	7.3	6.6	9.2	7.5	6.6	8	7.5	6.6	6.6	6.3	6.3	105
110				8.6	7.3	6.6	8.8	7.3	6.6	9	7.3	6.6	7.8	7.3	6.6	6.4	6.1	6.1	110
115				8.4	7.2	6.4	8.6	7.2	6.6	8.7	7.3	6.6	7.6	7.3	6.6	6.2	6.1	5.9	115
120				8.1	7	6.3	8.4	7	6.6	8.4	7.2	6.6	7.5	7.2	6.6	6	6	5.8	120
125				7.7	6.8	6.3	8	7	6.6	8	7	6.6	7.3	7	6.6	5.8	5.8	5.6	125
130				7.4	6.8	6.3	8	6.8	6.6	8	7	6.6	7.1	6.8	6.6	5.6	5.6	5.4	130
135				7.1	6.8	6.3	7.8	6.7	6.6	7.8	6.9	6.6	6.9	6.7	6.6	5.6	5.4	5.3	135
140				7	6.7	6.3	7.6	6.6	6.6	7.3	6.7	6.6	6.8	6.6	6.6	5.5	5.3	5.3	140
145				6.7	6.6	6.3	7.5	6.6	6.6	6.8	6.6	6.6	6.7	6.6	6.5	5.3	5.3	5.3	145
150				6.2	6.6	6.1	7	6.6	6.6	6.6	6.6	6.6	6.3	6.6	6.3	5.1	5.1	5.1	150
155				5.8	6.3	5.9	6.5	6.6	6.6	6.4	6.4	6.5	5.8	6.3	6.3	5.1	4.9	5.1	155
160				5.4	6	5.7	6	6.4	6.4	6.1	6.3	6.4	5.3	6	6.2	5	4.9	5	160
165				5.1	5.7		5.6	6.1	6.3	5.7	6.2	6.2	4.9	5.5	5.9	4.6	4.8	4.9	165
170				4.9	5.4		5.6	6.1	6.3	5.2	5.7	5.9	4.4	5	5.3	4.2	4.8	4.9	170
175							5.4	5.7	6.2	4.8	5.2	5.4	4	4.6	4.8	3.8	4.4	4.6	175
180							5	5.3	5.7	4.4	4.8	4.9	3.6	4.1	4.4	3.4	4	4.3	180
185										4	4.3	4.4	3.2	3.7	3.9	3	3.6	3.8	185
190										3.6	3.9	3.8	2.8	3.2	3.4	2.6	3.1	3.4	190
195										3.3						2.3	2.7	2.9	195
200																2.1	2.3	2.4	200

Lifting heights Hauteurs de levage



Lifting capacities on the hydraulically variable folding jib with boom extension

Forces de levage à la fléchette pliante à variation hydraulique avec télescope rallongé



ft	38 ft + 23 ft			135 ft + 23 ft			148 ft + 23 ft			160 ft + 23 ft			171 ft + 23 ft			ft
	35 ft			35 ft			35 ft			35 ft			35 ft			
	0°	20°	40°	0°	20°	40°	0°	20°	40°	0°	20°	40°	0°	20°	40°	
14	14.2															14
15	14.2															15
16	13.9															16
17	13.7															17
18	13.5															18
20	13															20
22	12.6															22
24	12.2															24
26	11.9	12.2														26
28	11.5	11.9														28
30	11.1	11.5														30
32	10.8	11.1	11.3													32
34	10.4	10.7	11.1													34
36	10.1	10.4	10.8													36
38	9.8	10.1	10.4	13.3			12.6									38
40	9.5	9.8	10.1	13.3			12.6									40
45	8.8	9.1	9.4	12.7	11.9		12.2			11.4			9.5			45
50	8.2	8.5	8.7	12.2	11.4		11.7	10.9		11	10.4		9.2	8.3		50
55	7.6	7.9	8.1	11.7	10.9	10.2	11.2	10.6	9.9	10.6	10.2	9.2	8.8	8.3		55
60	7.1	7.4	7.6	11.3	10.4	10.1	10.8	10.1	9.9	10.4	9.9	9.2	8.4	8.2		60
65	6.7	6.9	7.2	10.7	10	9.8	10.5	9.8	9.5	10	9.5	9.2	8.1	8	8	65
70	6.4	6.5	6.7	10.4	9.6	9.4	10.1	9.4	9.1	9.8	9.1	8.9	7.8	7.7	7.7	70
75	6	6.1	6.1	10	9.3	9	9.7	9	8.8	9.5	8.9	8.6	7.6	7.4	7.4	75
80		5.8	5.4	9.6	8.9	8.6	9.4	8.7	8.4	9.1	8.6	8.4	7.2	7.2	7.2	80
85		5.3	4.9	9.2	8.5	8.3	9	8.5	8.3	8.8	8.3	8	7	6.8	6.8	85
90				8.9	8.3	8.1	8.6	8.3	7.9	8.6	8.3	7.8	6.7	6.8	6.6	90
95				8.5	8.1	7.9	8.4	8.1	7.6	8.4	8	7.6	6.4	6.6	6.4	95
100				8.2	7.9	7.7	8.2	7.9	7.5	8.2	7.7	7.5	6.3	6.3	6.2	100
105				8	7.5	7.5	8	7.5	7.5	8	7.5	7.5	6.3	6.1	5.8	105
110				7.8	7.3	7.3	7.8	7.3	7.3	7.8	7.3	7.2	6.1	5.9	5.6	110
115				7.5	7.2	7.2	7.6	7.2	7.2	7.5	7.2	6.9	5.9	5.7	5.5	115
120				7.2	7	7	7.4	7	7	7.2	7	6.8	5.8	5.5	5.3	120
125				7	6.8	6.8	7	6.8	6.8	7	6.8	6.8	5.6	5.3	5.1	125
130				6.8	6.4	6.6	6.8	6.6	6.6	6.8	6.6	6.6	5.4	5.1	4.9	130
135				6.7	6.2	6.3	6.7	6.3	6.4	6.7	6.3	6.4	5.2	5	4.9	135
140				6.5	6	6	6.5	6.1	6.2	6.4	6.1	6.2	5	4.9	4.8	140
145				6.3	5.8	5.8	6.3	6	6	6.1	6	6	4.8	4.8	4.6	145
150				6.1	5.6	5.8	6.1	5.9	5.9	5.6	5.9	5.7	4.6	4.6	4.6	150
155				5.9	5.6	5.7	5.8	5.7	5.7	5	5.4	5.5	4.5	4.5	4.5	155
160				5.7	5.5	5.6	5.4	5.5	5.5	4.6	4.9	5.1	4.2	4.3	4.4	160
165				5.5	5.3	5.5	4.9	5.2	5.3	4.1	4.5	4.6	3.8	4.2	4.3	165
170				5	5.1	5.1	4.4	4.7	4.8	3.6	4	4.1	3.4	3.8	4	170
175				4.6	4.7	4.7	3.9	4.2	4.3	3.1	3.5	3.6	3	3.3	3.5	175
180					4.3		3.5	3.7	3.8	2.7	3	3.1	2.5	2.9	3.1	180
185							3.1	3.3	3.3	2.3	2.6	2.6	2.1	2.5	2.6	185
190							2.8	2.9	2.8	1.9	2.1	2.2	1.7	2	2.1	190
195								2.5								195

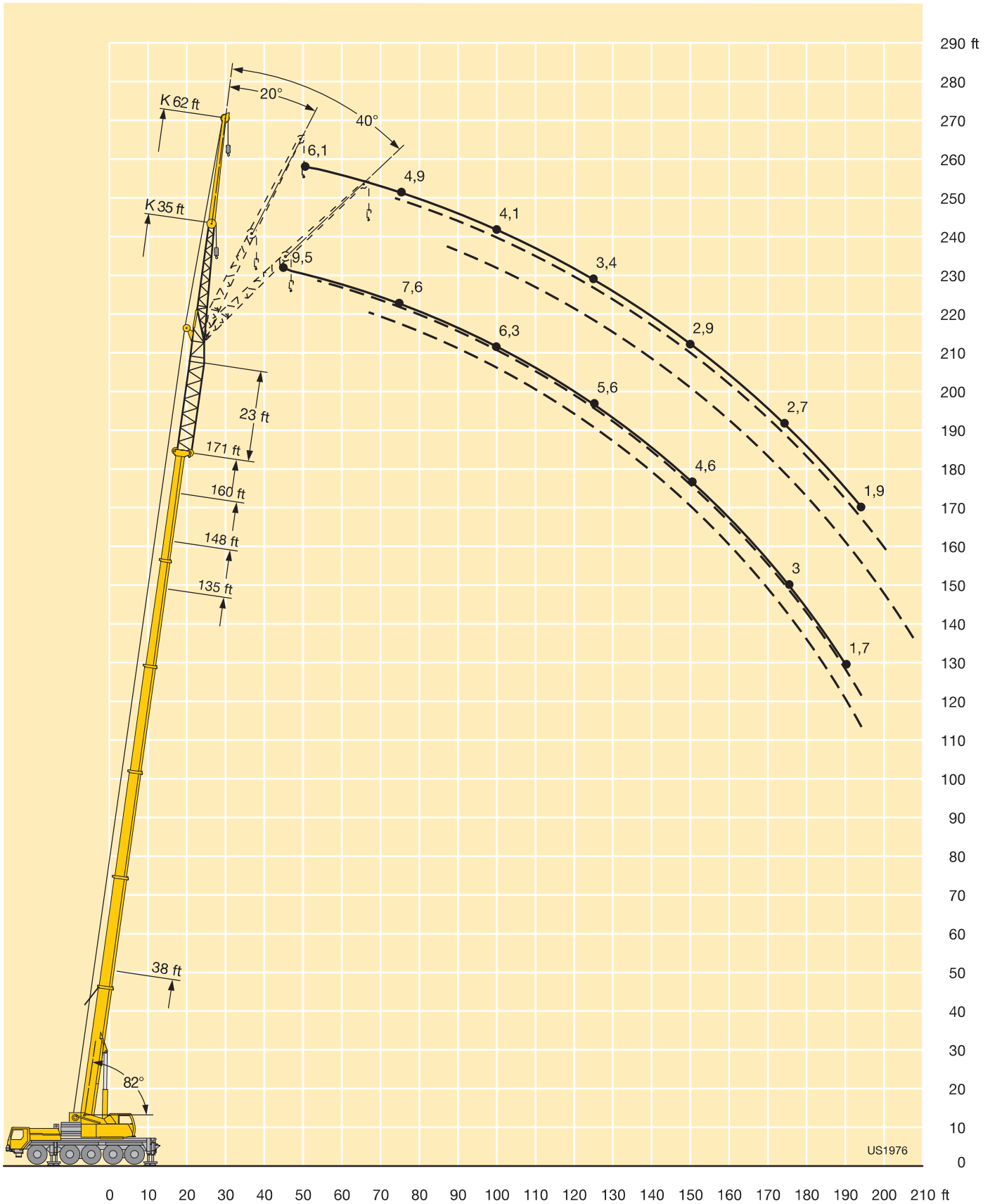
Lifting capacities on the hydraulically variable folding jib with boom extension

Forces de levage à la fléchette pliante à variation hydraulique avec télescope rallongé



ft	38 ft + 23 ft			135 ft + 23 ft			148 ft + 23 ft			160 ft + 23 ft			171 ft + 23 ft			ft
	62 ft			62 ft			62 ft			62 ft			62 ft			
	0°	20°	40°	0°	20°	40°	0°	20°	40°	0°	20°	40°	0°	20°	40°	
22	8.3															22
24	8.3															24
26	8.3															26
28	8.3															28
30	8.2															30
32	8.1															32
34	8															34
36	7.9															36
38	7.8	8.1														38
40	7.7	8														40
45	7.1	7.6		7.8			7.3			6.6						45
50	6.7	7.2		7.6			7.3			6.6			6.1			50
55	6.4	6.8		7.5			7.3			6.6			5.9			55
60	6	6.4	6.6	7.5			7.2			6.6			5.5			60
65	5.6	6	6.3	7.5	7.3		7.1	7		6.6	6.6		5.4			65
70	5.4	5.7	6	7.4	7		7	6.9		6.6	6.6		5	5.6		70
75	5.1	5.4	5.6	7.3	6.7	6.1	6.9	6.6	5.8	6.6	6.4		4.9	5.5		75
80	4.8	5.1	5.3	7.1	6.5	6.1	6.7	6.3	5.8	6.5	6.3		4.8	5.3		80
85	4.6	4.8	5.1	6.6	6.3	6.1	6.3	6.1	5.8	6.3	6.1	5.8	4.4	5.1	4.6	85
90	4.4	4.6	4.8	6.4	6	5.9	6.1	5.9	5.8	6.1	5.9	5.7	4.4	4.9	4.6	90
95	4.3	4.5	4.7	6.2	5.7	5.7	6	5.7	5.7	6	5.7	5.5	4.3	4.7	4.6	95
100	4.1	4.4	4.5	6	5.5	5.5	5.8	5.5	5.5	5.8	5.5	5.3	4.1	4.6	4.6	100
105	3.9	4.2		5.6	5.3	5.3	5.6	5.3	5.3	5.6	5.3	5.1	3.9	4.4	4.6	105
110	3.7	4		5.4	5.2	5.2	5.4	5.2	5.2	5.4	5.2	4.9	3.9	4.4	4.4	110
115				5.2	5	5	5.2	5	5	5.2	5	4.9	3.8	4.2	4.2	115
120				5	4.8	4.8	5.1	4.8	4.8	5.1	4.8	4.8	3.6	4.1	4.1	120
125				4.9	4.6	4.6	5.1	4.6	4.6	5.1	4.6	4.6	3.4	3.9	3.9	125
130				4.9	4.6	4.6	4.9	4.6	4.6	4.9	4.4	4.4	3.4	3.7	3.9	130
135				4.7	4.5	4.6	4.7	4.5	4.6	4.7	4.4	4.4	3.4	3.6	3.7	135
140				4.5	4.3	4.5	4.5	4.3	4.5	4.5	4.3	4.4	3.3	3.6	3.6	140
145				4.3	4.1	4.4	4.3	4.1	4.4	4.3	4.1	4.4	3.1	3.4	3.4	145
150				4.2	4.1	4.4	4.2	4.1	4.4	4.2	4.1	4.4	2.9	3.2	3.4	150
155				4.1	4.1	4.2	4.1	4.1	4.2	4.1	4	4.2	2.9	3.2	3.2	155
160				4	4.1	4.1	4	4.1	4.1	4	3.9	4.1	2.9	3.1	3.2	160
165				3.8	4.1	4.1	3.9	4.1	4.1	3.9	3.8	4.1	2.9	2.9	3.2	165
170				3.7	3.9	4.1	3.9	3.9	4.1	3.9	3.7	3.9	2.7	2.9	3.2	170
175				3.6	3.9	4	3.7	3.9	4	3.6	3.6	3.9	2.7	2.8	3.2	175
180				3.5	3.8	3.8	3.6	3.9	3.9	3.2	3.6	3.9	2.7	2.7	3.1	180
185				3.4	3.6	3.6	3.6	3.8	3.9	2.8	3.4	3.8	2.5	2.7	2.9	185
190				3.4	3.6	3.6	3.2	3.7	3.9	2.5	3	3.4	2.2	2.7	2.9	190
195				3.2	3.5	3.5	2.9	3.3	3.5	2.1	2.6	2.9	1.9	2.4	2.7	195
200				3.1	3.3	3.2	2.5	2.9	3		2.3	2.5		2.1	2.4	200
205				2.8	3		2.2	2.6	2.6							205
210								2.2								210
215								1.8								215

Lifting heights Hauteurs de levage



Lifting capacities on the hydraulically variable folding jib with boom extension

Forces de levage à la fléchette pliante à variation hydraulique avec télescope rallongé



ft	38 ft + 46 ft			135 ft + 46 ft			148 ft + 46 ft			160 ft + 46 ft			171 ft + 46 ft			ft
	35 ft			35 ft			35 ft			35 ft			35 ft			
	0°	20°	40°	0°	20°	40°	0°	20°	40°	0°	20°	40°	0°	20°	40°	
18	10.1															18
20	10.0															20
22	9.7															22
24	9.4															24
26	9.1															26
28	8.9	9.1														28
30	8.6	9.1														30
32	8.4	8.8														32
34	8.2	8.5														34
36	8.0	8.3														36
38	7.8	8.1	8.2													38
40	7.5	7.8	8.1													40
45	7.0	7.3	7.6	9.2			9			7.5						45
50	6.6	6.8	7	8.8	8.3		8.5	7.5		7.5			5.8			50
55	6.1	6.3	6.5	8.4	8	7.3	8.2	7.5		7.5	7.3		5.8	5.8		55
60	5.7	5.9	6.1	8.2	7.5	7.3	7.9	7.5		7.5	7.2		5.8	5.8		60
65	5.4	5.5	5.7	7.8	7.3	7.3	7.6	7.1	7	7.3	6.8	6.6	5.8	5.8	5.6	65
70	5.0	5.2	5.3	7.4	7.1	7	7.4	6.9	6.9	7.1	6.6	6.6	5.7	5.7	5.6	70
75	4.8	4.9	5	7.2	6.8	6.7	7.1	6.7	6.6	6.8	6.3	6.3	5.5	5.5	5.5	75
80	4.6	4.6	4.7	6.9	6.5	6.5	6.7	6.5	6.3	6.5	6	6	5.2	5.2	5.3	80
85	4.3	4.3	4.4	6.6	6.1	6.1	6.6	6.1	6.1	6.3	5.8	5.8	4.9	4.9	5.1	85
90	4.1	4.1	4.2	6.4	5.9	5.9	6.4	5.9	5.9	6.1	5.7	5.7	4.7	4.7	4.9	90
95	3.9	3.9	3.9	6.2	5.8	5.7	6.1	5.8	5.6	6	5.5	5.5	4.5	4.5	4.7	95
100	3.6	3.7	3.6	6	5.8	5.5	5.8	5.7	5.3	5.8	5.3	5.3	4.3	4.3	4.6	100
105				5.6	5.6	5.3	5.6	5.3	5.3	5.6	5.3	5.3	4.1	4.1	4.4	105
110				5.4	5.2	5.2	5.4	5.2	5.2	5.4	5.2	5.2	3.9	3.9	4.2	110
115				5.2	5	5	5.2	5	5	5.2	5	5	3.8	3.8	4	115
120				5	4.8	4.8	5	4.9	4.8	5	4.8	4.8	3.6	3.6	3.8	120
125				4.8	4.6	4.6	4.8	4.8	4.6	4.8	4.6	4.6	3.6	3.6	3.6	125
130				4.7	4.6	4.4	4.7	4.7	4.6	4.7	4.6	4.4	3.4	3.4	3.4	130
135				4.6	4.5	4.4	4.6	4.5	4.5	4.6	4.5	4.4	3.4	3.3	3.3	135
140				4.5	4.3	4.3	4.6	4.3	4.3	4.5	4.3	4.3	3.3	3.2	3.2	140
145				4.4	4.1	4.1	4.6	4.1	4.1	4.4	4.1	4.1	3.2	3.1	3.1	145
150				4.4	3.9	3.9	4.4	3.9	3.9	4.4	4.1	4.1	3.2	2.9	2.9	150
155				4.2	3.9	3.9	4.2	3.9	3.7	4.2	4	4	3	2.8	2.9	155
160				4.1	3.8	3.9	4.1	3.8	3.6	3.9	3.8	3.8	2.9	2.7	2.9	160
165				4.1	3.6	3.8	4.1	3.6	3.6	3.6	3.6	3.6	2.9	2.6	2.9	165
170				3.9	3.6	3.7	3.9	3.6	3.6	3.1	3.5	3.6	2.7	2.5	2.7	170
175				3.9	3.5	3.5	3.6	3.5	3.6	2.7	3.1	3.3	2.4	2.4	2.7	175
180				3.7	3.3	3.4	3.2	3.3	3.5	2.4	2.7	2.9	2.1	2.3	2.5	180
185				3.3	3.1	3.4	2.8	3.1	3.2		2.3	2.5		2.1	2.3	185
190				3	2.9	3.2	2.4	2.7	2.8		1.9	2.1		1.7	1.9	190
195				2.6	2.7	2.8	2	2.3	2.3							195
200				2.3	2.4	2.4										200

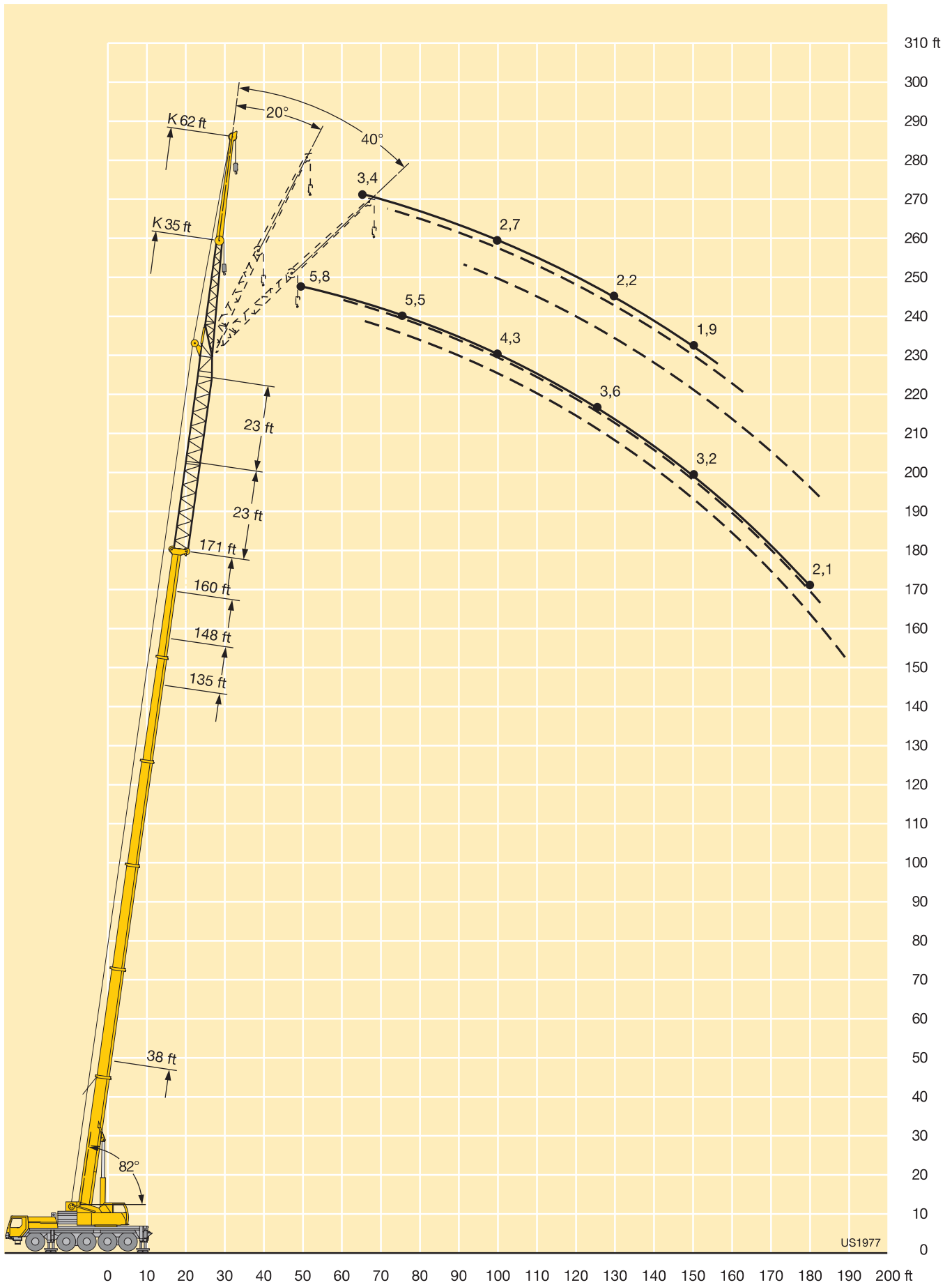
Lifting capacities on the hydraulically variable folding jib with boom extension

Forces de levage à la fléchette pliante à variation hydraulique avec télescope rallongé

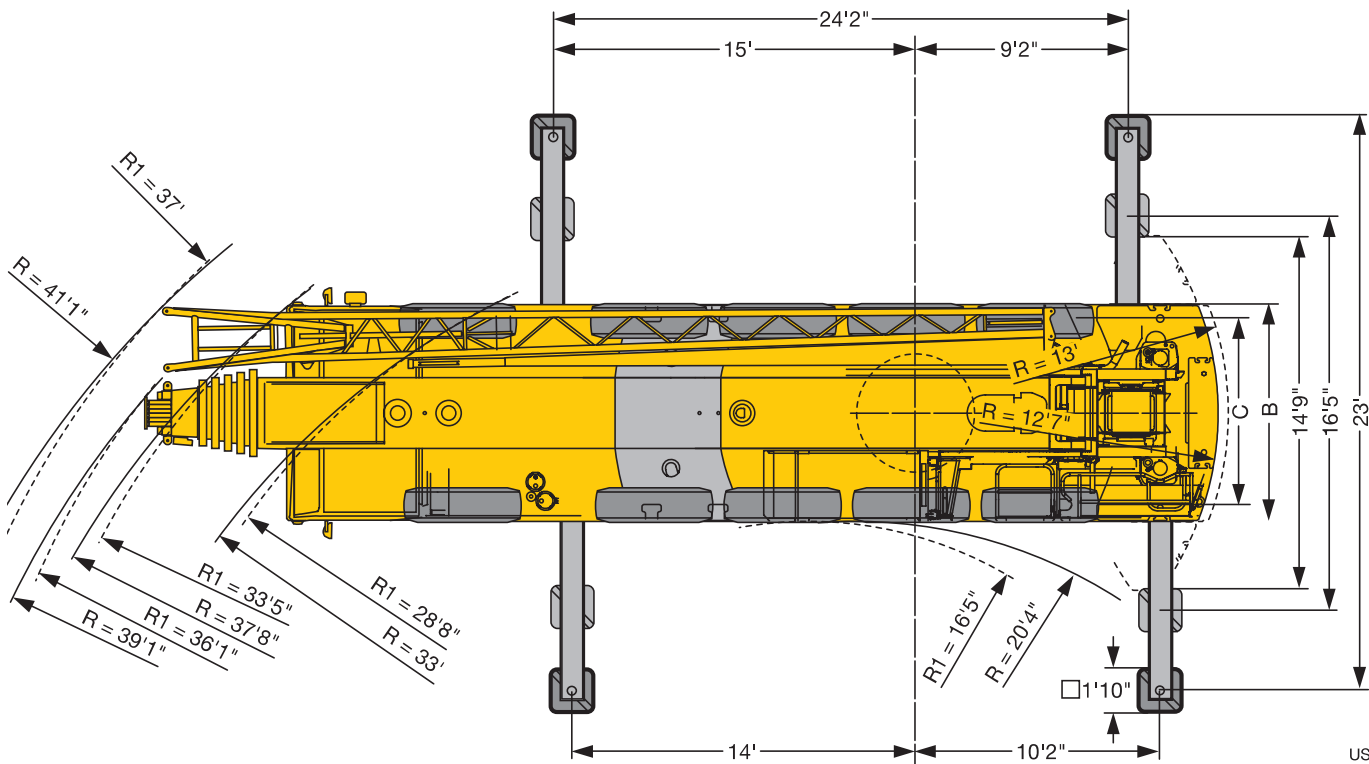
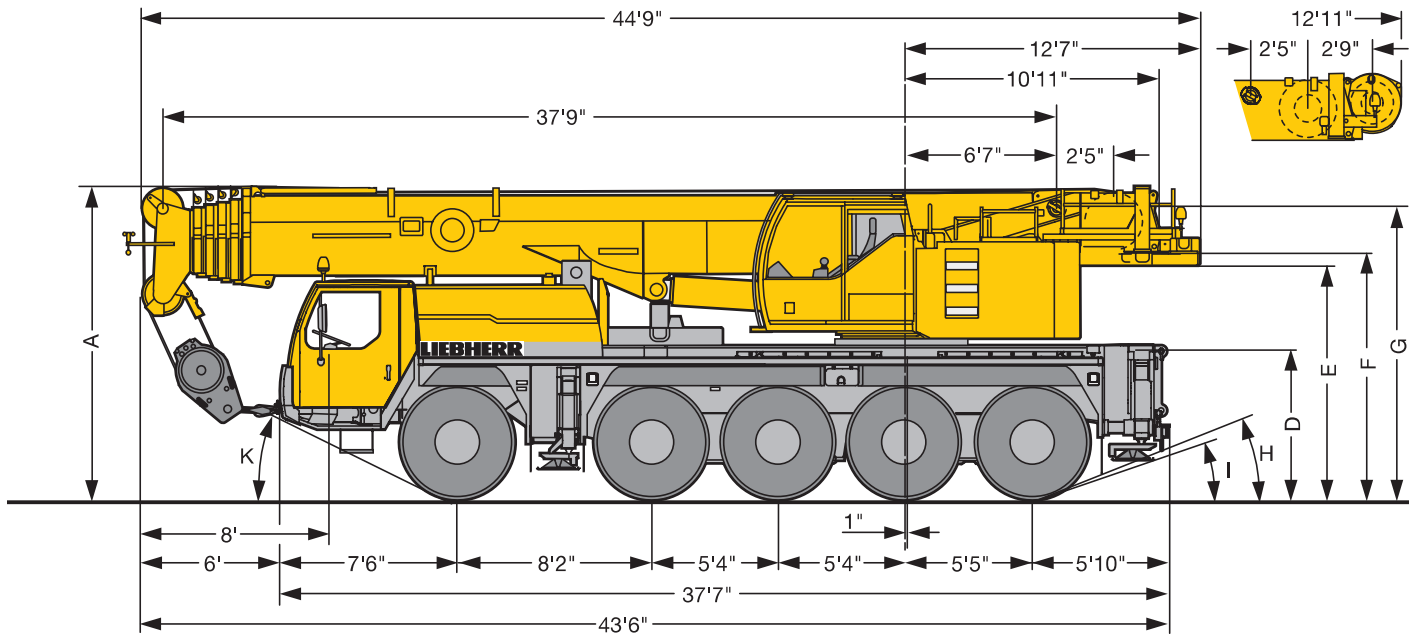


ft	38 ft + 46 ft			135 ft + 46 ft			148 ft + 46 ft			160 ft + 46 ft			171 ft + 46 ft			ft
	62 ft			62 ft			62 ft			62 ft			62 ft			
	0°	20°	40°	0°	20°	40°	0°	20°	40°	0°	20°	40°	0°	20°	40°	
26	8.5															26
28	8.5															28
30	8.5															30
32	8.4															32
34	8.3															34
36	8.1															36
38	7.9															38
40	7.7															40
45	7.3	7		6.3												45
50	6.9	7		6.2			5.8			4.9						50
55	6.5	6.9	7	6			5.7			4.9			3.4			55
60	6.2	6.5	6.9	5.8			5.5			4.9			3.4			60
65	5.8	6.1	6.5	5.6	5.3		5.4			4.9			3.4			65
70	5.5	5.8	6.1	5.4	5.3		5.2	4.9		4.9	4.6		3.4	3.6		70
75	5.2	5.4	5.8	5.2	5.1		5	4.9		4.8	4.6		3.4	3.6		75
80	4.9	5.2	5.5	5.1	4.8		4.8	4.8		4.6	4.6		3.4	3.6		80
85	4.7	4.9	5.1	4.9	4.6	4.6	4.6	4.6	4.4	4.4	4.4	4.1	3.2	3.6		85
90	4.5	4.6	4.9	4.7	4.4	4.4	4.4	4.4	4.4	4.2	4.2	4.1	3	3.6	3.2	90
95	4.4	4.4	4.6	4.5	4.3	4.3	4.3	4.3	4.3	4.1	4	4	2.8	3.5	3.2	95
100	4.2	4.3	4.4	4.3	4.1	4.1	4.1	4.1	4.1	4.1	3.9	3.8	2.7	3.3	3.1	100
105	4	4.1	4.2	4.1	3.9	3.9	3.9	3.9	3.9	3.9	3.9	3.6	2.7	3.2	2.9	105
110	3.8	3.9	4	3.9	3.7	3.7	3.9	3.7	3.7	3.7	3.7	3.6	2.7	3.2	2.9	110
115	3.6	3.7	3.6	3.8	3.5	3.6	3.8	3.5	3.5	3.5	3.6	3.5	2.5	3	2.9	115
120	3.5	3.5	3.3	3.6	3.4	3.6	3.6	3.4	3.4	3.4	3.6	3.3	2.4	2.8	2.9	120
125	3.3	3.3	2.9	3.4	3.4	3.4	3.4	3.4	3.4	3.4	3.4	3.2	2.4	2.7	2.9	125
130	3	2.9	2.5	3.2	3.2	3.2	3.2	3.2	3.2	3.2	3.4	3.2	2.2	2.5	2.7	130
135		2.8		3.2	3	3	3.2	3	3.2	3	3.1	3	2	2.4	2.5	135
140				3.1	2.9	2.9	3.1	2.9	3.1	2.9	2.9	2.9	1.9	2.3	2.4	140
145				2.9	2.9	2.9	2.9	2.9	2.9	2.9	2.9	2.9	1.9	2.2	2.4	145
150				2.7	2.9	2.9	2.7	2.9	2.9	2.7	2.9	2.9	1.9	2.2	2.4	150
155				2.7	2.8	2.9	2.7	2.9	2.9	2.7	2.9	2.9	1.9	2	2.4	155
160				2.6	2.7	2.8	2.7	2.8	2.8	2.7	2.8	2.8	1.9	1.9	2.3	160
165				2.4	2.6	2.7	2.7	2.7	2.7	2.7	2.7	2.7	1.7	1.9	2.2	165
170				2.4	2.5	2.7	2.7	2.7	2.7	2.7	2.7	2.7	1.7	1.7	2.2	170
175				2.4	2.4	2.5	2.7	2.5	2.5	2.5	2.5	2.5	1.7	1.7	2	175
180				2.4	2.4	2.4	2.6	2.4	2.4	2.4	2.4	2.4	1.7		1.9	180
185				2.4	2.4	2.4	2.4	2.4	2.4	2.3	2.4	2.4			1.9	185
190				2.4	2.2	2.4	2.4	2.2	2.4	1.9	2.2	2.4			1.7	190
195				2.4	2.2	2.3	2.4	2.2	2.3		2.1	2.3			1.7	195
200				2.4	2.1	2.1	2.1	2.2	2.2			2.1			1.7	200
205				2.3	1.9	1.9		2.1	2.2							205
210				2.1	1.9											210
215				1.8	1.9											215


Lifting heights Hauteurs de levage



Dimensions Encombrement



US1970

Dimensions · Encombrement											
	A	A	B	C	D	E	F	G	H	I	K
16.00 R 25	13'1"	12'10"	9'	7'7"	6'4"	9'9"	10'3"	12'2"	23°	18°	25°
20.5 R 25	13'1"	12'10"	9'9"	8'	6'4"	9'9"	10'3"	12'2"	23°	18°	25°

* 4" lowered · abaissé

Weights Poids



Axle Essieu lbs	1	2	3	4	5	Total weight Poids total
	26400	26400	26400	26400	26400	132000 ¹⁾

¹⁾ with 25350 lbs counterweight / avec contrepoids 25350 lbs



Load (kips) Forces de levage (kips)	No. of sheaves Poulies	No. of lines Brins	Weight lbs Poids lbs
220	7	14	2730
200	5	10	1540
130.2	3	7	1540
57.5	1	3	990
19.4	–	1	550

Working speeds Vitesses



		1	2	3	4	5	6	7	8	9	10	11	12	R 1	R 2	
16.00 R 25	mph	3.5	4.5	5.8	7.5	9.5	12.2	16.1	20.6	26.6	34.2	43.4	50	3.8	4.9	43 %
20.5 R 25		1.6	2	2.6	3.3	4.2	5.3	7	9	11.6	14.9	19.5	24.2	1.7	2.1	56 %



Drive Mécanismes	infinitely variable en continu	Rope diameter / Rope length Diam. du câble / Longueur du câble	Max. single line pull Effort au brin maxi.
	0 - 426 ft/min single line ft/min au brin simple	7/8" / 656'	19400 lbs
	0 - 426 ft/min single line ft/min au brin simple	7/8" / 656'	19400 lbs
	0 - 2 rpm		
	approx. 40 seconds to reach 82° boom angle env. 40 s jusqu'à 82°		
	approx. 360 seconds for boom extension from 38 ft – 171 ft env. 360 s pour passer de 38 ft – 171 ft		

Equipment Équipement

Crane carrier

Frame	Self-manufactured, weight-optimized and torsion resistant box-type design of high-tensile structural steel.
Outriggers	4-point supporting system, hydraulically telescopic into horizontal and vertical direction. Automatic levelling of crane. Electronic inclination indicator. Supporting area lighting.
Engine	6-cylinder Diesel, make Liebherr, type D846 A7, watercooled, output 370 kW (503 h.p.) at 1900 rpm, max. torque 1725 ft-lbs at 1200 rpm – 1500 rpm. Exhaust emissions acc. to 97/68/EG stage 3 and EPA/CARB Tier 3. Fuel reservoir: 130 gallons.
Transmission	ZF 12-speed gear box with automatic control system AS-TRONIC. ZF-intarder fitted directly to the gear. Two-stage transfer case with lockable transfer differential.
Axles	Welded design, made of high-tensile fine grained steel. All axles steerable. Axles 2, 4 and 5 are planetary axles with differential locks.
Suspension	All axles are mounted on hydropneumatic suspension and are lockable hydraulically.
Tyres	10 tyres, size: 16.00 R 25.
Steering	ZF-servocom power steering, dual circuit system with hydraulic servo system and auxiliary pump system, driven by the axle. At road displacement, axles 3, 4 and 5 electrohydraulically speed-dependent and from 18.6 mph, axles 3 and 4 are fixed to straight displacement. From 37.2 mph, axle 5 is fixed straight. Steering according to EG directive 70/311 EWG.
Brakes	Service brake: Dual circuit, all-wheel servo-air brake. Parking brake: Spring brake actuator acting on all the wheels of axles 1, 2, 3 and 4. Sustained-action brakes: Engine brake as exhaust retarder with Liebherr additional brake system ZBS. Intarder on gear. Brakes according to EG directives 71/320 EWG resp. 70/311 EWG.
Driver's cab	Spacious, steel made, corrosion resistant cab, cataphoretic dip-primed, on resilient suspension with hydraulic shock absorbers, sound and heat absorbing internal panelling acc. to EG directive, safety glazing, operating and control instruments, comfortably quipped.
Electrical system	Modern data bus technique, 24 Volt DC, 2 batteries of 170 Ah each, lighting according to traffic regulations.

Crane superstructure

Frame	Self-manufactured, cataphoretic dip-primed weight-optimized and torsion resistant welded design of high-tensile structural steel; linked by a triple-row roller slewing ring to the carrier for continuous rotation.
--------------	--

Crane engine	4-cylinder Diesel, make Liebherr, type D934S A6, watercooled, output 145 kW (197 h.p.) at 1800 rpm, max. torque 678 ft-lbs at 1100 rpm – 1500 rpm. Exhaust emissions acc. to 97/68/EG stage 3 and EPA/CARB Tier 3. Fuel reservoir: 68 gallons.
Crane drive	Diesel-hydraulic, with 2 axial piston variable displacement pumps, with servo-control and capacity control, 1 double gear pump, open controlled oil circuits. Compact hydraulic drive flanged to the Diesel engine. Drive assembly completely enclosed for noise abatement.
Control	Electric „Load Sensing“ control, simultaneous operation of 4 working motions, 2 self-centering hand control levers (joy-stick type).
Hoist gear	Axial piston fixed displacement motor, Liebherr hoist drum with integrated planetary gear and spring-loaded static brake.
Luffing gear	1 differential ram with pilot-controlled brake valve.
Slewing gear	Axial piston fixed displacement motor, planetary gear, spring-loaded static brake.
Crane cab	All-steel construction, entirely galvanized, powder coated, with safety glazing, operating and control instruments, comfortably equipped, cab tiltable backwards.
Safety devices	LICCON safe load indicator, test system hoist limit switch, safety valves to prevent pipe and hose ruptures.
Telescopic boom	Buckling and torsion resistant design of high-tensile structural steel, oviform boom profile, 1 base section and 5 telescopic sections. All telescopic sections hydraulically extendable independent of one another. Rapid-cycle telescoping system „Telematik“. Boom length: 38 ft – 171 ft.
Counterweight	33100 lbs basic counterweight.
Electric system	Modern data bus technique, 24 Volt DC, 2 batteries of 170 Ah each.

Optional equipment

Swing-away jib	35 ft – 62 ft long, mountable to the telescopic boom at 0°, 20° or 40°. Hydraulic ram for operating the swing-away jib from 0° – 40° (option).
Telescopic boom extension	23 ft – 46 ft long lattice section, thus 23 ft – 46 ft higher pinning point for swing-away jib.
2nd Hoist gear	For two-hook operation or for operation with swing-away jib if the hoist rope shall remain reeved.
Additional counterweight	44100 lbs for a total counterweight of 77200 lbs..
Tyres	10 tyres, size 20.5 R 25.
Drive 10 x 8	Additional drive of the 1 st axle.

Other item of equipment available on request.

Equipment Équipement

Châssis porteur

Cadre	Construction en caisse résistante à la torsion et optimisée en poids réalisée par Liebherr en acier de construction à grain fin très rigide.
Stabilisateurs	Dispositif de calage horizontal et vertical en 4 points, entièrement déployable hydrauliquement. Nivellement automatique du calage. Indicateurs électroniques d'inclinaison. Eclairage de la zone de calage.
Moteur	Moteur diesel, 6 cylindres, fabriqué par Liebherr, de type D846 A7, à refroidissement par eau, de 370 kW (503 ch) à 1900 rpm, couple max. 1725 ft-lbs à 1200 rpm – 1500 rpm. Emissions des gaz d'échappement conformes aux directives 97/68/EG partie 3 et EPA/CARB Tier 3. Capacité du réservoir à carburant: 130 gallons.
Boîte de vitesse	Boîte de vitesses ZF à 12 rapports, mécanisme automatisé à commande AS-TRONIC. Ralentisseur hydrodynamique ZF directement accouplé à la boîte. Boîte de transfert à 2 étages avec blocage de différentiel.
Essieux	Construction soudée en acier haute résistance à grains fins pour l'ensemble des 5 essieux. Tous les essieux sont directeurs. Essieux 2, 4 et 5 planétaires avec blocage du différentiel.
Suspension	Suspension hydropneumatique sur tous les essieux. Chaque essieu peut être bloqué hydrauliquement.
Pneumatiques	10 pneus de taille: 16.00 R 25.
Direction	Direction hydraulique ZF Servocom, à 2 circuits, assistée hydrauliquement, avec pompe auxiliaire entraînée par essieu. Lors de déplacements sur route, les essieux 3, 4 et 5 sont dirigés électrohydrauliquement en fonction de la vitesse, et à partir de 18.6 mph, les essieux 3 et 4 sont fixés en marche rectiligne. A partir d'env. 37.2 mph, l'essieu 5 est fixé en marche rectiligne. Direction conforme aux directives européennes 70/311 CE.
Freins	Frein de service: servofrein pneumatique pour toutes les roues, à 2 circuits. Frein à main: accumulateur à ressort agissant sur les roues des essieux 1, 2, 3 et 4. Freins continus: frein moteur par clapet sur échappement avec système de ralentissement Liebherr ZBS. Ralentisseur accouplé à la boîte de vitesses. Freins conformes aux directives européennes 71/320 CE resp. 70/311 CE.
Cabine du conducteur	Cabine spacieuse en tôle d'acier, traitement anticorrosion par bain de cataphorèse, avec suspension élastique et amortisseurs hydrauliques, revêtement intérieur avec isolation phonique et thermique selon les directives européennes, glaces de sécurité, appareils de commande et de contrôle, équipement confortable.
Installation électrique	Technique moderne de transmission de données par BUS de données, courant continu 24 Volts, 2 batteries de 170 Ah chacune, éclairage conforme au code de la route.

Partie tournante

Cadre	Construction soudée résistante à la torsion et optimisée en poids réalisée par Liebherr en acier de construction à grain fin très rigide. Couronne d'orientation à rouleaux à 3 rangées permettant une rotation illimitée sert de pièce de liaison avec le châssis de la grue.
--------------	--

Moteur	Moteur diesel Liebherr, 4 cylindres, de type D934S A6, à refroidissement par eau, de 145 kW (197 ch) à 1800 rpm, couple max. 678 ft-lbs à 1100 rpm – 1500 rpm. Emissions des gaz d'échappement conformes aux directives 97/68/EG partie 3 et EPA/CARB Tier 3. Capacité du réservoir à carburant : 68 gallons.
Entraînement de la grue	Diesel hydraulique avec 2 pompes à débit variable à pistons axiaux, servocommande et régulation de la puissance, 1 double pompe à engrenages, circuits hydrauliques ouverts et régulés. Entraînement hydraulique compact, accouplé directement au moteur Diesel, mécanisme d'entraînement total fermé pour une bonne insonorisation.
Direction	Direction électrique "Load Sensing", 4 mouvements de travail dirigeable simultanément, deux leviers de commande à 4 positions et à autocentrage.
Mécanisme de levage	Moteur à cylindrée constante et à pistons axiaux. Treuil de marque Liebherr équipé d'un engrenage planétaire et d'un frein d'arrêt commandé par ressort.
Mécanisme de relevage	1 vérin différentiel avec clapet de frein commandé.
Dispositif de rotation	Moteur à cylindrée constante à pistons axiaux, engrenage planétaire, frein d'arrêt commandé par ressort.
Cabine du grutier	Construction en tôle d'acier entièrement zinguée avec peinture par poudrage et cuisson au four, avec glaces de sécurité, appareils de commande et de contrôle, équipement confortable, cabine inclinable vers l'arrière.
Dispositif de sécurité	Contrôleur de charge "LICCON", système test limitation de la course pour le levage, soupape de sûreté contre la rupture de tubes et de tuyaux.
Flèche télescopique	Flèche télescopique en acier à haute résistance à grains fins, à profil ovale, 1 élément de base et 5 éléments télescopiques. Tous les éléments télescopiques indépendamment les uns des autres. Système de télescopage séquentiel rapide "Telematik". Longueur de flèche: 38 ft – 171 ft.
Contrepoids	Contrepoids principal de 33100 lbs.
Installation électrique	Technique moderne de transmission de données par BUS de données. Courant continu 24 Volts, 2 batteries de 170 Ah chacune.

Équipement optionnel

Fléchette pliante	Longueur: 35 ft – 62 ft, montable sous un angle de 0°, 20° ou 40°. Vérin hydraulique pour le relevage de la fléchette pliante de 0° à 40° (en option).
Rallonge flèche télescopique	Élément en treillis de 23 ft – 46 ft, de cette manière point d'articulation plus haute de 23 ft – 46 ft pour la flèche pliante.
2ème mécanisme de levage	Pour l'utilisation du deuxième crochet, ou bien pour une utilisation avec fléchette pliante lorsque le câble de levage principal rest mouflé.
Contrepoids supplémentaire	44100 lbs pour un contrepoids total de 77200 lbs.
Pneumatiques	10 pneus. Taille: 20.5 R 25.
Entraînement 10 x 8	Essieu 1 est entraîné additionnellement.

Autres équipements supplémentaires sur demande.

Remarks referring to load charts

1. The tabulated lifting capacities do not exceed 85% of the tipping load.
2. The crane's structural steelwork is in accordance with DIN 15018, part 3. Design and construction of the crane comply with DIN 15018, part 2, and with F.E.M. regulations.
3. The 85% overturning limit values take into account wind force 5 = wind speed 20 mph.
4. Lifting capacities are given in kips.
5. The weight of the hook blocks and hooks must be deducted from the lifting capacities.
6. Working radii are measured from the slewing centreline.
7. The lifting capacities given for the telescopic boom only apply if the folding jib is taken off.
8. Lifting capacities are subject to modifications.
9. Lifting capacities above 183000 lbs only with special equipment.

Remarques relatives aux tableaux des charges

1. Les forces de levage indiquées ne dépassent pas 85% de la charge de basculement.
2. La norme DIN 15018, 3ème partie est appliquée pour les charpentes. La construction de la grue est réalisée conformément à la norme DIN 15018, 2ème partie, et aux règles de la F. E. M.
3. A 85% de la charge de basculement, il a été tenu compte d'un vent de force 5 = vitesse de vent 20 mph.
4. Les forces de levage sont données en kips.
5. Les poids des moufles et crochets doit être soustrait des charges indiquées.
6. Les portées sont calculées à partir de l'axe de rotation.
7. Les forces indiquées pour la flèche télescopique s'entendent fléchette dépliée déposée.
8. Les forces de levage sont modifiables sans préavis.
9. Forces de levage plus de 183000 lbs seulement avec équipement supplémentaire.