

---

# Easy financial management starts with transport

---

## LTR 1100

Telescopic crawler crane  
Grue télescopique sur chenilles

# LIEBHERR

Mobile and crawler cranes



110 USt



171 ft



195 ft



272 ft



# Technical data

## Caractéristiques technique

---

### Dimensions

Encombrement ..... 3

### Telescopic crawler crane

Grue télescopique sur chenilles ..... 4-5

### Economical transportation and simple erection

Transport économique et montage simplifié ..... 6

### Transportation plan

Plan de transport ..... 7-11

### Crane operation with side inclination

Utilisation de la grue en inclinaison latérale ..... 12

### Great operational diversity

Grande polyvalence ..... 13

### Crane data

Dates de la grue ..... 14

### Overview of load charts

Aperçu des tableaux de charge ..... 15

### Boom/jib combinations

Configurations de flèche ..... 16

T ..... 17-29

TK ..... 30-34

TNZK ..... 35-39

TVK ..... 40-45

TVNZK ..... 46-51

TK ..... 52-55

### Equipment

Équipement ..... 56-57

### Description of symbols

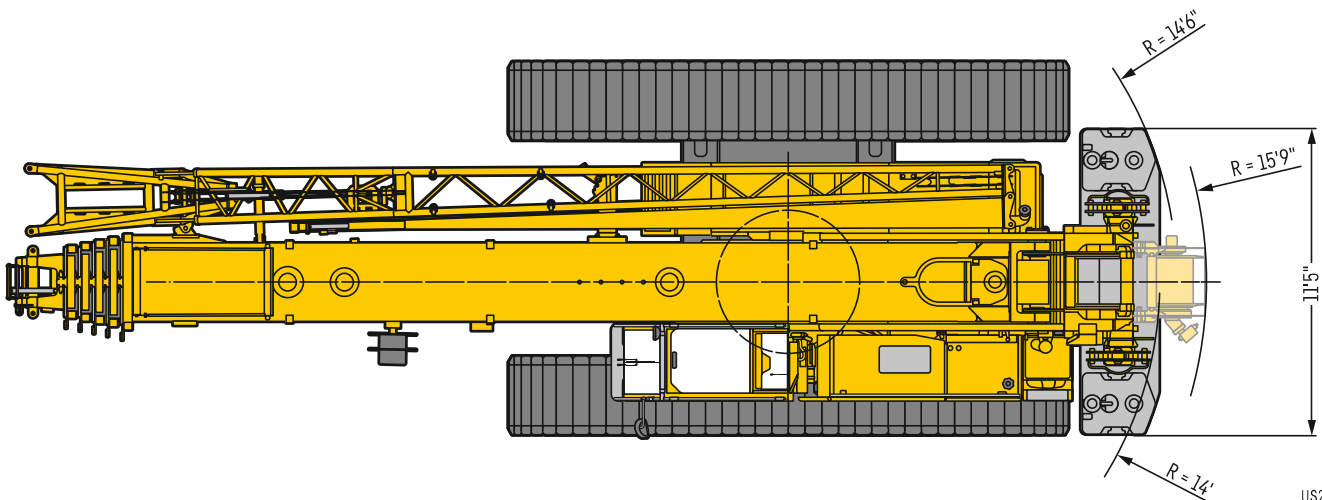
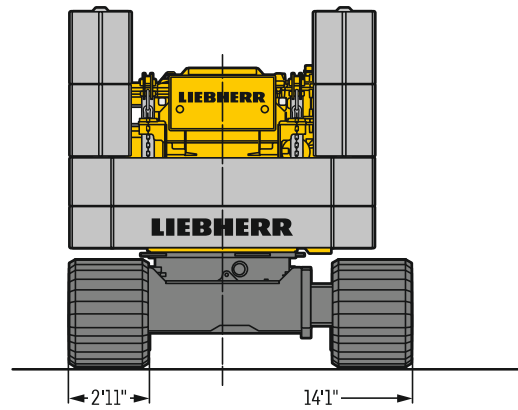
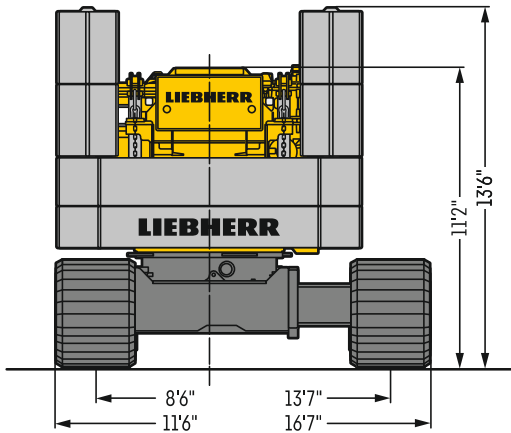
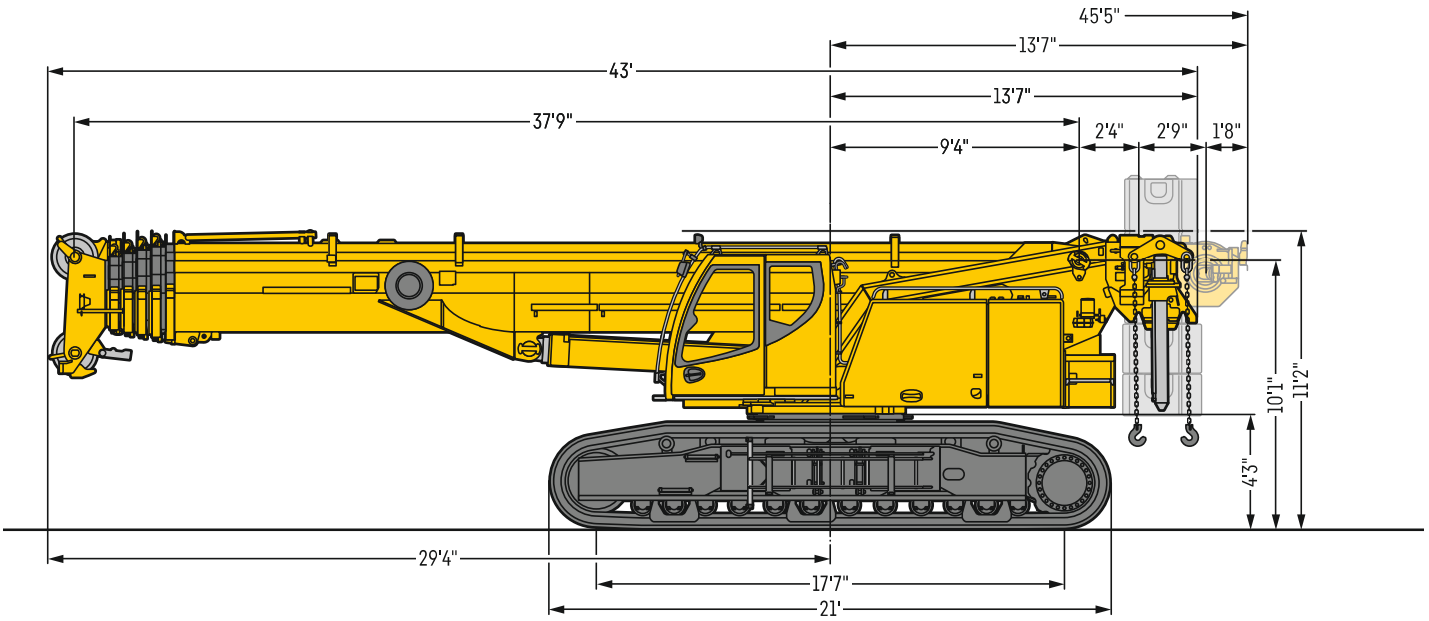
Explication des symboles ..... 58

### Remarks

Remarques ..... 59

# Dimensions

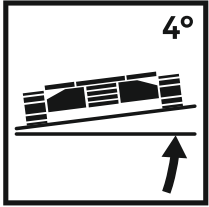
## Encombrement




# LTR 1100

---





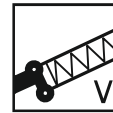
Tables for terrain inclines up to maximum 4°  
Tableaux pour les inclinaisons du terrain jusqu'à 4° max.



171 ft



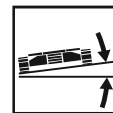
35 ft – 62 ft



2 x 23 ft



9 ft 6 in



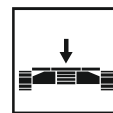
max. 4°



129 kW (175 h.p.)



70,540 lb



33,100 lb





# Economical transportation and simple erection

## Transport économique et montage simplifié



**1** Transport without crawlers  
Transport sans longeron

**2** Self assembly of the crawlers  
Montage autonome des longerons

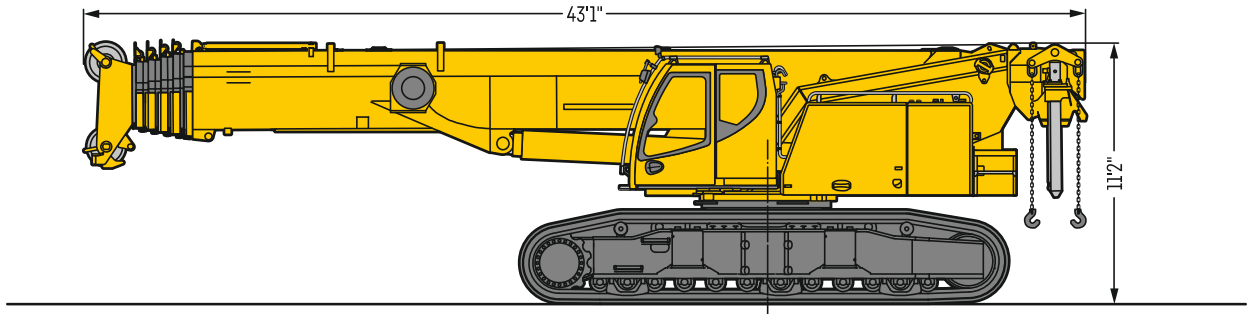
**3** Jack-up cylinders with retracted crawlers  
Vérin jack-up avec longerons rentrés

# Transportation plan

## Plan de transport

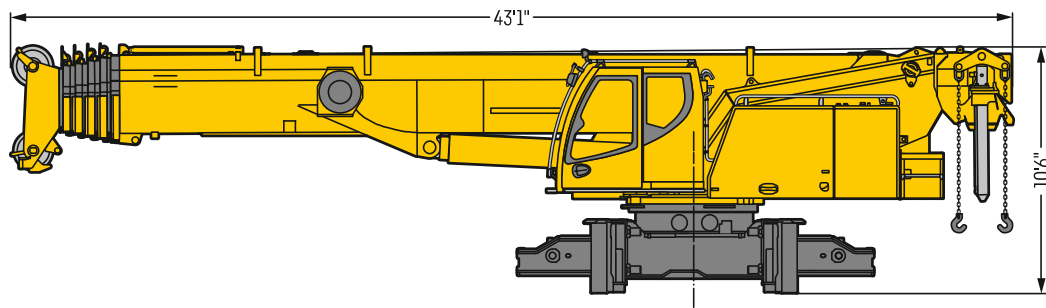
**Basic machine, width 11'6", triple grouser crawler carrier 2'11"**  
 Machine de base, largeur 11'6"; 3 nervures longerons 2'11"

**124,340 lb**



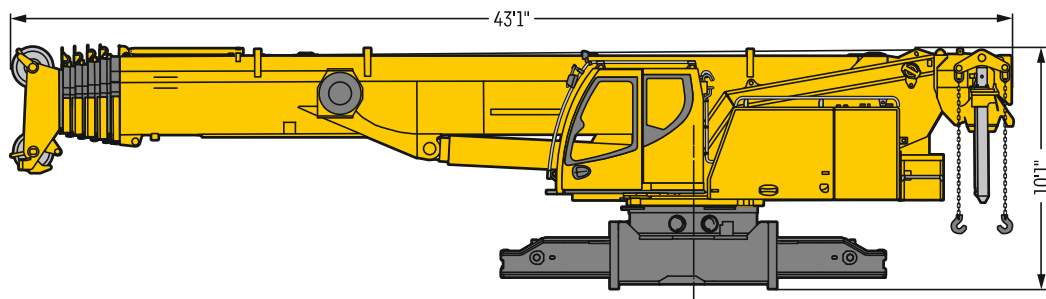
**Basic machine, width 9'10", with jack-up cylinder (optional)**  
 Machine de base, largeur 9'10"; avec verin Jack-Up (option)

**84,880 lb**



**Basic machine, width 9'10"**  
 Machine de base, largeur 9'10"

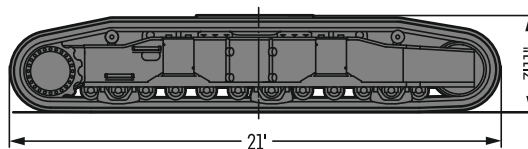
**82,230 lb**



**Crawler carrier, 2 x, width 2'11"**  
 Longerons, 2 x, largeur 2'11"

**21,400 lb (2x)**

**Triple grouser**  
 3 nervures



**21,400 lb (2x)**

**Flat track pads (optional)**  
 Tuiles plates (option)

# Transportation plan

## Plan de transport

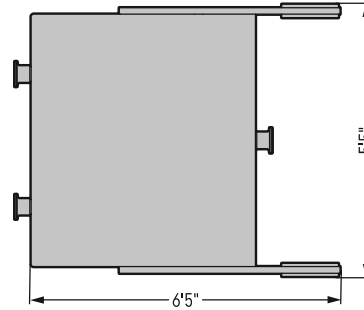
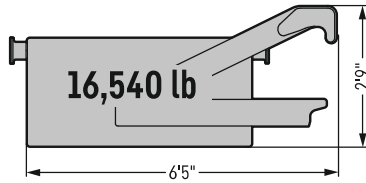
### Counterweight versions

Variantes de contreponds

#### Center counterweight

Contreponds central

(2 x)

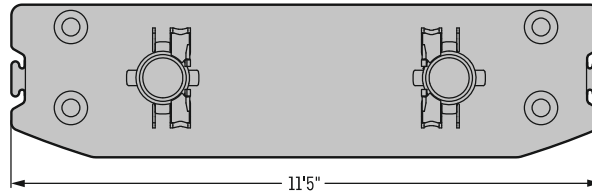
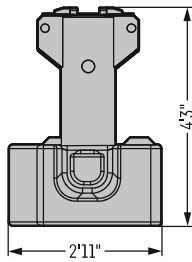


#### Part A - Partie A

#### Superstructure ballast

Contreponds de la partie tournante

22,050 lb

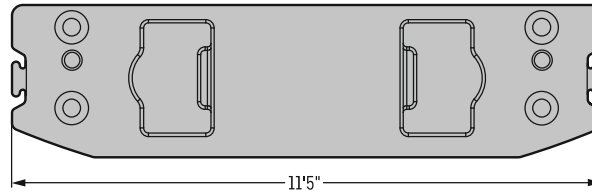
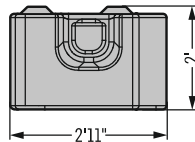


#### Part B - Partie B

#### Superstructure ballast

Contreponds de la partie tournante

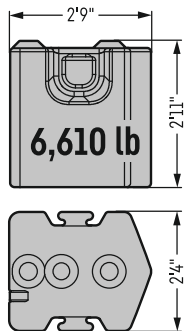
22,050 lb



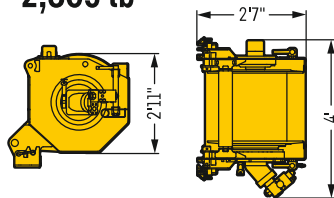
#### Part C - Partie C

#### Winch 2 incl. rope

Treuil 2 avec câble

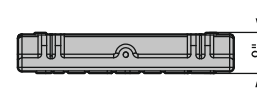
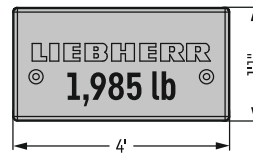


2,865 lb



#### Replacement ballast for winch 2

Contreponds de remplacement pour le treuil 2



US2136.03

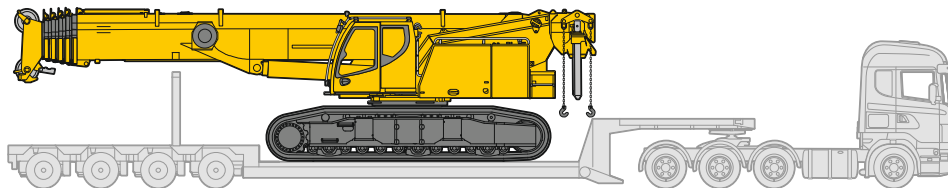
	Part A Partie A à 22,050 lb	Part B Partie B à 22,050 lb	Part C Partie C à 6,610 lb
57,320 lb*	1 x	1 x	2 x
70,540 lb	1 x	1 x	4 x

\*standard - standard

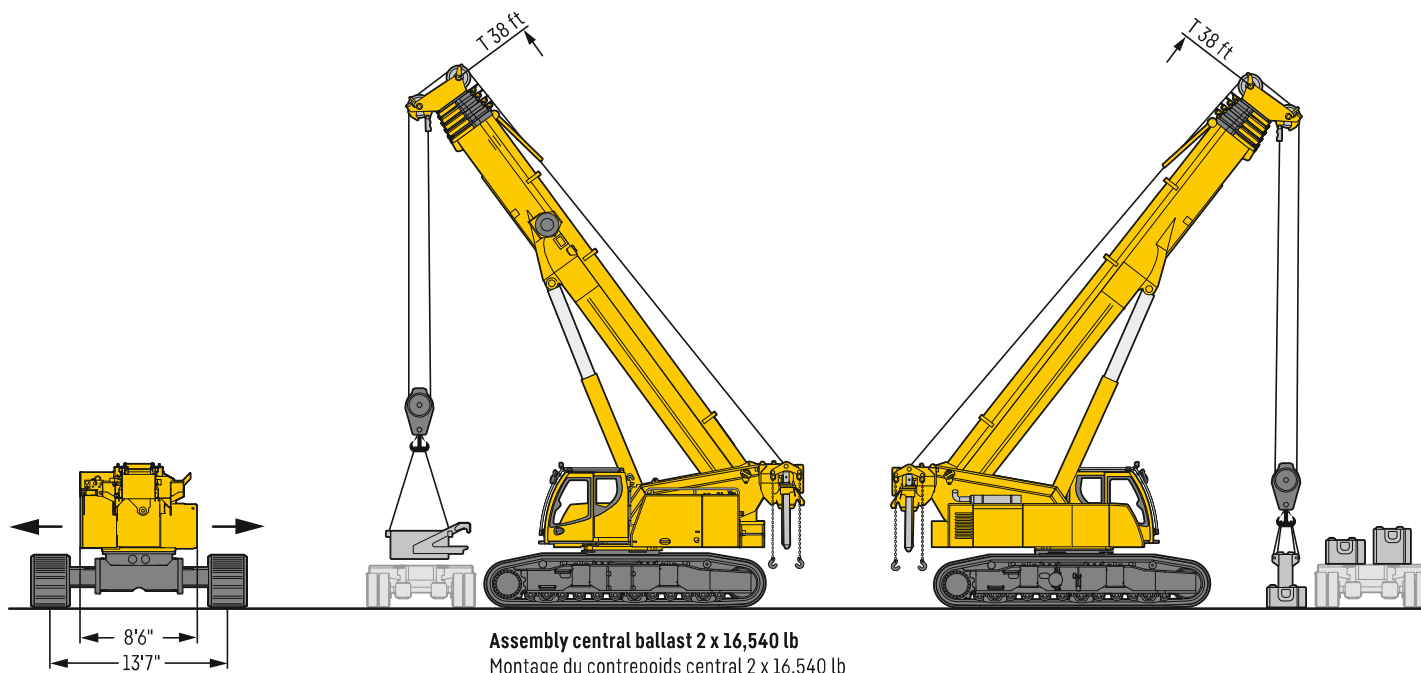


# Transportation plan

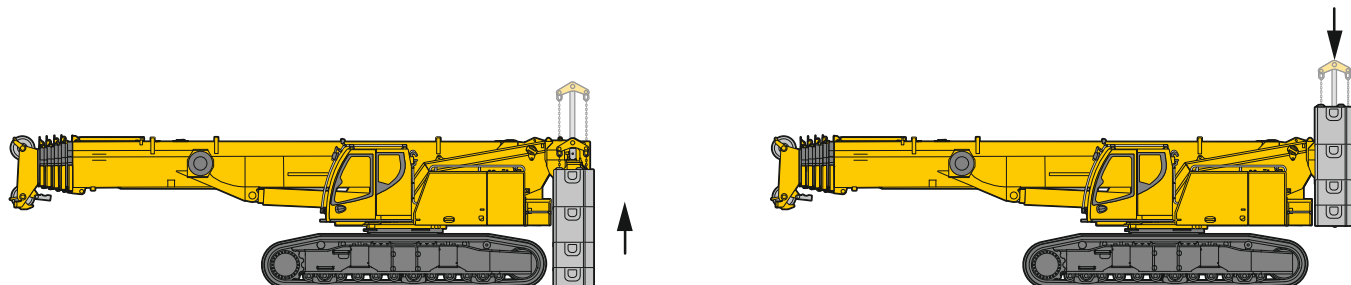
## Plan de transport



Transport width 11'6" with crawlers (2'11")  
 Largeur de transport 11'6" avec chenilles (2'11")



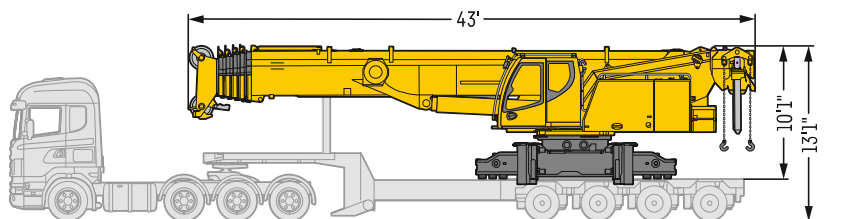
Telescope crawler travel gear out  
 Elargir le train de chenilles



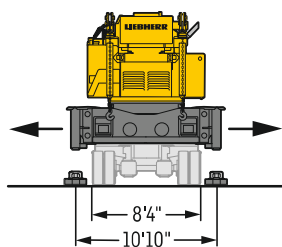
Assembly superstructure ballast  
 Montage du contrepois de la partie tournante

# Transportation plan

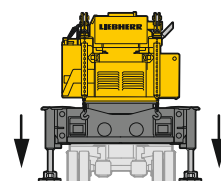
## Plan de transport



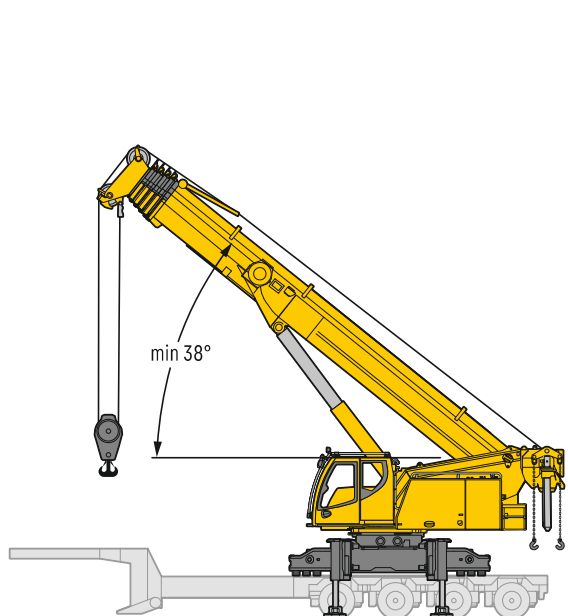
**9'10" transport width on low loader up to 8'4" wide**  
 Largeur de transport de 9'10" avec une remorque surbaissée jusqu'à 8'4" de large



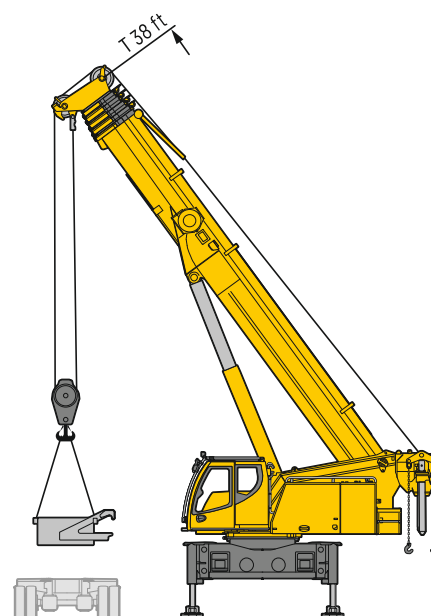
**Swinging out the four jack-up cylinders**  
 Extension des 4 vérins Jack-Up



**Supporting up the crane**  
 Calage de la grue



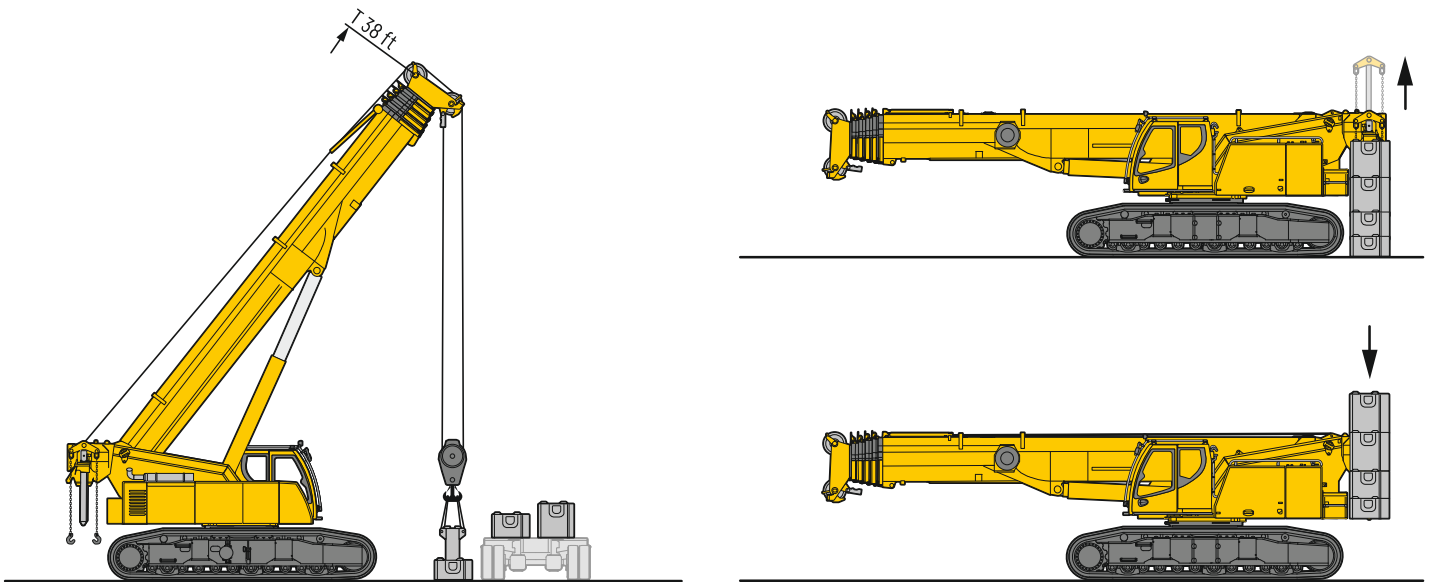
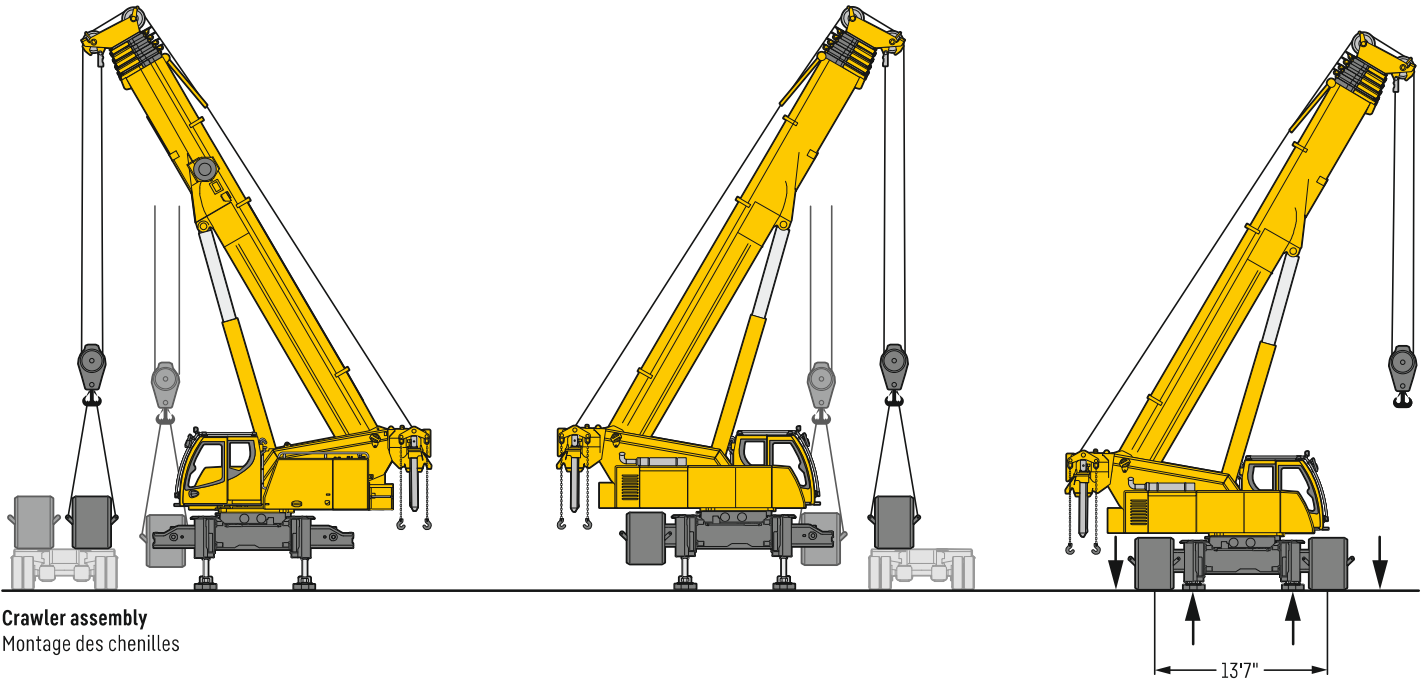
**Boom lift to min. 38° on low loader**  
 Relevage à 38° minimum sur la remorque surbaissée



**Central ballast assembly (2 x 16,540 lb)**  
 Montage du contrepois central (2 x 16,540 lb)

# Transportation plan

## Plan de transport




**Assembly superstructure ballast**  
Montage du contre poids de la partie tournante

# Crane operation with side inclination

## Utilisation de la grue en inclinaison latérale

Additional operational possibilities are offered by the load charts programmed as standard for working with main boom and assembly jib on surfaces with an inclination up to 4°. To ensure high capacities also under these conditions the sheaves at the boom head and the assembly jib are manufactured from steel.

Les possibilités d'application de la grue sont étendues grâce aux tableaux des charges programmés de série permettant d'utiliser la grue avec une inclinaison latérale pouvant aller jusqu'à 4°. Les poulies montées dans la tête de flèche et dans la fléchette de montage sont en acier afin de garantir des forces de levage élevées malgré la position inclinée.



Triple grouser track pads, Width 2 ft 11 in

Tuiles à 3 nervures, Largeur 2 ft 11 in



Option

Flat track pads, Width 2 ft 11 in

Tuiles plates, Largeur 2 ft 11 in



# Great operational diversity

## Grande polyvalence

### High flexibility

### Haute flexibilité

Due to its extraordinary cross-country mobility and the possibility to drive sensitively with full load, the LTR 1100 offers an extraordinary operation diversity.

Grâce à son excellent comportement en tout-terrain et sa souplesse de déplacement à pleine charge, la LTR 1100 permet une utilisation extrêmement flexible.

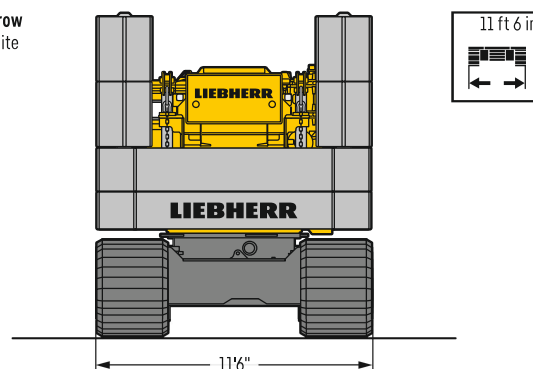
### Telescopic crawlers

### Longerons télescopables

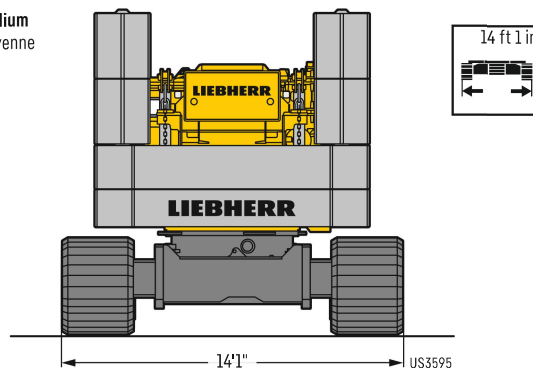
The chassis of the LTR 1100 can be hydraulically telescoped from the chassis width of 11 ft 6 in to the intermediate width of 14 ft 1 in or the maximum width of 16 ft 7 in. Additionally the LTR 1100 also operates on an asymmetric track. Thus the full capacity can be utilised when working over the side at which the crawler is fully extended.

Les longerons de la LTR 1100 peuvent être sortis hydrauliquement d'une largeur de 11 ft 6 in à une largeur intermédiaire de 14 ft 1 in, ou à la largeur maximale de 16 ft 7 in. Par ailleurs, la LTR 1100 travaille également sur voie asymétrique. La capacité peut ainsi être exploitée intégralement, lorsque la grue travaille du côté où le longeron est complètement sorti.

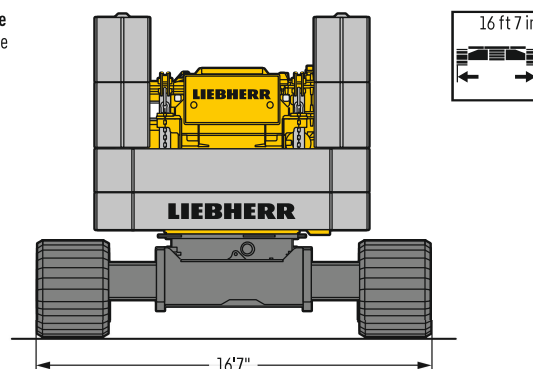
narrow  
étroite



medium  
moyenne








wide  
large







# Crane data

## Dates de la grue

	<b>Total driving force</b> Puissance propulsive totale	148,400 lb
	<b>Total weight with 70,540 lb counterweight, 33,070 lb central ballast and 3-sheave hook block</b> Poids total avec contrepoids de 70,540 lb, lest central de 33,070 lb et moufle à crochet à 3 poulies	~ 227,100 lb
	<b>Average ground pressure without jack-up cylinders at 227,100 lb total weight and with 2'1" track pads</b> Pression au sol moyenne sans vérin Jack-up pour un poids total de 227,100 lb et des tuiles de 2'1"	15.4 lb / inch <sup>2</sup>
	<b>Travel speeds</b> Vitesses de translation	0 - 0.6 mph 0 - 1.7 mph
	<b>Max. permissible gradability</b> Pente admissible maxi.	46 %










## Hook block

### Moufles à crochet

			
215,400 lb	7	12	2,730 lb
198,850 lb	5	11	1,540 lb
130,300 lb	3	7	1,100 lb
57,500 lb	1	3	990 lb
19,400 lb	-	1	550 lb



























## Crane superstructure






















### Partie tournante

			
 0 - 361 ft/min single line • au brin simple	21 mm	672 ft	19,400 lb
 0 - 361 ft/min single line • au brin simple	21 mm	672 ft	19,400 lb
 0 - 1.5 rpm			
 approx. 60 seconds to reach 82° boom angle env. 60 s jusqu'à 82°			
 approx. 380 seconds for boom extension from 38 ft - 171 ft env. 380 s pour passer de 38 ft - 171 ft			

# Overview of load charts

## Aperçu des tableaux de charge

							
 70,540 lb 57,320 lb	 33,100 lb	 360°	 n.v./n.h.	 ±30°	 360°	 n.v./n.h.	-
48,500 lb 44,100 lb 35,300 lb 22,050 lb 0 lb	 33,100 lb	 360°	 n.v./n.h.	 ±30°	 360°	 n.v./n.h.	 360°
 0 lb	 0 lb	 360°	 n.v./n.h.	 ±30°	 360°	 n.v./n.h.	 360°

  K							
 70,540 lb 57,320 lb	 33,100 lb	 360°	 n.v./n.h.	 ±30°	 360°	 n.v./n.h.	-
48,500 lb 44,100 lb 35,300 lb 22,050 lb 0 lb	 33,100 lb	 360°	 n.v./n.h.	 ±30°	 360°	 n.v./n.h.	 360°
 0 lb	 0 lb	-	-	-	-	-	-

Ballast versions see operation manual - variantes de lestage, voir le manuel d'instructions  
 At operation modes TNZK, TVNZK chassis width 16 ft 7 in - pour les modes de fonctionnement TNZK, TVNZK largeur du véhicule 16 ft 7 in  
 n.v./n.h. = over front/over rear - en avant/en arrière

# Boom/jib combinations

## Configurations de flèche

**T** Telescopic boom - Flèche télescopique

**K/NZK** Mechanically/hydraulically adjustable folding jib  
Pointe pliante réglable mécaniquement/hydrauliquement

**V** Telescopic boom extension - Rallonge de flèche télescopique

**K** Assembly jib - Fléchette de montage

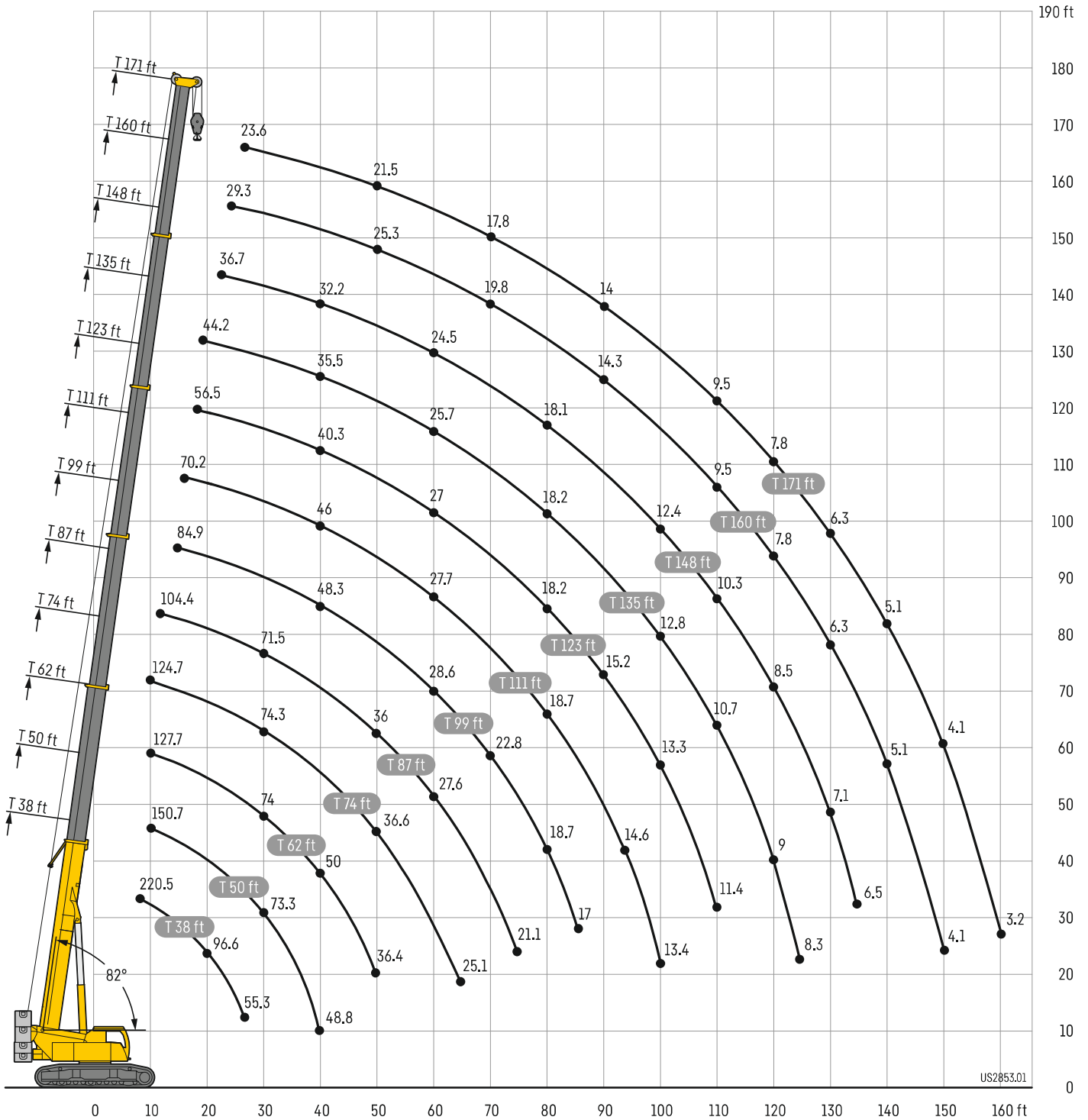




# Lifting heights

## Hauteurs de levage

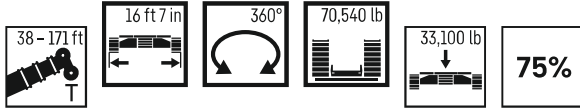
T



# Lifting capacities

## Forces de levage

T



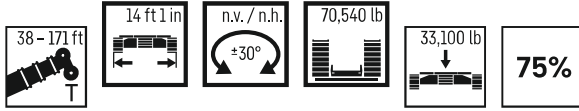
	38 ft	50 ft	62 ft	74 ft	87 ft	99 ft	111 ft	123 ft	135 ft	148 ft	160 ft	171 ft	
9	220.5*												9
10	200.5*	150.7	146.5	124.7									10
11	186 *	152	147	123.1									11
12	176.4	153.3	147.5	120.8	104.4								12
13	171.9	154.3	147.8	118.6	103.6								13
14	164.2	154.8	145.5	119.1	102	84.9							14
15	156.5	152.4	140.8	119.5	99.7	84.1							15
16	149.5	148.6	136.6	119.9	98.5	87.3	70.2						16
17	143	142.5	132.5	119.8	98.2	86.3	69.5						17
18	137	136.7	128.9	117.9	97.8	85.3	68.9	56.5					18
19	131.3	130.7	126.1	116	97.5	84.2	68.2	56	44.2				19
20	124.8	125.1	120.7	111.8	97.1	83.2	67.3	55.5	43.9				20
22	112.3	113	108.7	103.3	95.3	81	65.2	54.5	43.1	36.7			22
24	100.8	102.3	98.2	94.3	88.4	78.9	62.8	53.4	42.3	36.4	29.3		24
26	88.9	90.9	91.2	86.1	83.2	76.8	60.5	51.7	41.5	36.1	29.1	23.6	26
28	78.6	81.2	82.1	79.1	77.3	72.7	58.1	49.9	40.7	35.8	28.8	23.4	28
30		73.3	74	74.3	71.5	67.5	55.7	48.2	39.8	35.5	28.6	23.2	30
32		66.6	67.4	69.1	66.3	62.8	53.7	46.5	39	35.1	28.4	23	32
34		60.9	61.7	63.3	61.9	58.4	51.8	44.8	38.1	34.4	28.1	22.8	34
36		56	57.8	58.3	57.6	54.8	49.8	43.2	37.2	33.6	27.8	22.6	36
38		52.5	53.7	54	53.5	51.4	47.9	41.8	36.4	32.9	27.5	22.5	38
40		48.8	50	50.2	49.6	48.3	46	40.3	35.5	32.2	27.1	22.3	40
45			42.3	42.5	41.9	41.1	40.5	36.8	32.9	30.3	26.3	21.9	45
50			36.4	36.6	36	35.5	36.2	33.4	30.3	28.4	25.3	21.5	50
55				31.9	31.4	31.9	31.5	30.6	27.9	26.5	24	20.9	55
60				28.1	27.6	28.6	27.7	27	25.7	24.5	22.6	20	60
65				25.1	25.5	25.4	24.5	23.8	23.9	22.8	21.1	18.9	65
70					23.3	22.8	22.1	22.3	21.6	21	19.8	17.8	70
75					21.1	20.6	20.3	20.2	19.4	19.7	18.7	16.8	75
80						18.7	18.7	18.2	18.2	18.1	17.4	15.9	80
85						17	17.3	16.5	16.6	16.4	15.8	15	85
90							15.9	15.2	15.1	14.9	14.3	14	90
95							14.6	14.4	13.8	13.6	12.9	12.8	95
100							13.4	13.3	12.8	12.4	11.6	11.6	100
105								12.3	11.7	11.3	10.5	10.5	105
110								11.4	10.7	10.3	9.5	9.5	110
115									9.8	9.4	8.6	8.6	115
120									9	8.5	7.8	7.8	120
125									8.3	7.8	7	7	125
130										7.1	6.3	6.3	130
135										6.5	5.7	5.7	135
140											5.1	5.1	140
145											4.6	4.6	145
150											4.1	4.1	150
155												3.6	155
160												3.2	160

\* 35,300 lb counterweight slabs - 35,300 lb contrepoids de la partie tournante

# Lifting capacities

## Forces de levage

T

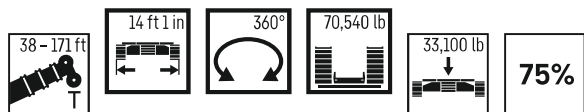


	38 ft	50 ft	62 ft	74 ft	87 ft	99 ft	111 ft	123 ft	135 ft	148 ft	160 ft	171 ft	
10	180.2	150.7	146.5	124.7									10
11	178.2	152	147	123.1									11
12	176.5	153.3	147.5	120.8	104.4								12
13	172	154.3	147.8	118.6	103.6								13
14	164.2	154.8	145.5	119.1	102	84.9							14
15	156.5	152.4	140.8	119.5	99.7	84.1							15
16	149.5	148.6	136.6	119.7	98.5	87.3	70.2						16
17	143	142.5	132.5	119	98.2	86.3	69.5						17
18	137	136.7	127.6	113.6	97.8	85.3	68.9	56.5					18
19	131.3	130.7	124.1	108.6	97.5	84.2	68.2	56	44.2				19
20	124.8	125.1	119.2	104.1	94.8	83.2	67.3	55.5	43.9				20
22	112.3	113	108.3	98.9	90.6	80.6	65.2	54.5	43.1	36.7			22
24	100.8	102.3	98.2	91.6	84.8	76.4	62.8	53.4	42.3	36.4	29.3		24
26	88.9	90.9	91.2	85.4	79.3	71.7	60.5	51.7	41.5	36.1	29.1	23.6	26
28	78.6	81.2	82.1	79	74.6	67.5	58.1	49.9	40.7	35.8	28.8	23.4	28
30		73.3	74	74.3	70.2	63.7	55.7	48.2	39.8	35.5	28.6	23.2	30
32		66.6	67.4	69.1	66.2	60.3	53.7	46.5	39	35.1	28.4	23	32
34		60.9	61.7	63.3	61.9	57.1	51.6	44.8	38.1	34.4	28.1	22.8	34
36		56	57.8	58.3	57.6	54.3	49.8	43.2	37.2	33.6	27.8	22.6	36
38		52.5	53.7	54	53.5	51.4	47.9	41.8	36.4	32.9	27.5	22.5	38
40		48.8	50	50.2	49.6	48.3	45.9	40.3	35.5	32.2	27.1	22.3	40
45			42.3	42.5	41.9	41.1	40.5	36.8	32.9	30.3	26.3	21.9	45
50			36.4	36.6	36	35.5	36.2	33.4	30.3	28.4	25.3	21.5	50
55				31.9	31.4	31.9	31.5	30.6	27.9	26.5	24	20.9	55
60				28.1	27.6	28.6	27.7	27	25.7	24.5	22.6	20	60
65				25.1	25.5	25.4	24.5	23.8	23.9	22.8	21.1	18.9	65
70					23.3	22.8	22.1	22.3	21.6	21	19.8	17.8	70
75					21.1	20.6	20.3	20.2	19.4	19.7	18.7	16.8	75
80						18.7	18.7	18.2	18.2	18.1	17.4	15.9	80
85						17	17.3	16.5	16.6	16.4	15.8	15	85
90							15.9	15.2	15.1	14.9	14.3	14	90
95							14.6	14.4	13.8	13.6	12.9	12.8	95
100							13.4	13.3	12.8	12.4	11.6	11.6	100
105								12.3	11.7	11.3	10.5	10.5	105
110								11.4	10.7	10.3	9.5	9.5	110
115									9.8	9.4	8.6	8.6	115
120									9	8.5	7.8	7.8	120
125									8.3	7.8	7	7	125
130										7.1	6.3	6.3	130
135										6.5	5.7	5.7	135
140											5.1	5.1	140
145											4.6	4.6	145
150											4.1	4.1	150
155												3.6	155
160												3.2	160

# Lifting capacities

## Forces de levage

T



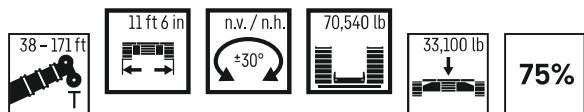
	38 ft	50 ft	62 ft	74 ft	87 ft	99 ft	111 ft	123 ft	135 ft	148 ft	160 ft	171 ft	
22	94.8	93.7	88.1										22
24	83.1	84	79.5	73.2									24
26	73.8	75.6	74.1	69.1	64.7								26
28	66.1	67.9	68.6	66.2	62.1	58.2							28
30		61.4	62.1	61.2	57.4	53.9							30
32		56.7	58	56.3	53.2	50	49.6						32
34		52	53.2	53.5	49.5	49.5	47.4	44.4					34
36		47.9	49.1	49.4	48.7	46.5	45.2	42.1	37.2				36
38		44.4	45.5	45.8	45.3	43.6	42.9	40.2	36.4	32.9			38
40		41.3	42.4	42.6	42.1	41.9	40.6	38.3	35.5	32.2			40
45			35.9	36.1	35.6	36.5	35.3	33.3	31.7	30.2	26.3	21.9	45
50			30.9	31.1	31.6	31.6	30.7	29.2	28.9	27.4	25.3	21.5	50
55				27.1	28	27.6	27.2	27.1	25.6	25.1	23.9	20.9	55
60				23.9	24.7	24.3	24	23.9	23.4	23.1	21.7	20	60
65				22.2	22	21.6	22	21.2	21.2	20.8	19.4	18.8	65
70					19.8	19.3	19.7	19.3	19.1	18.7	17.4	17.1	70
75					17.9	18.1	17.7	17.7	17.2	16.8	15.7	15.4	75
80						16.5	16	16	15.5	15.1	14.2	13.9	80
85						15	14.6	14.5	14	13.7	12.8	12.5	85
90							13.4	13.2	12.7	12.3	11.5	11.3	90
95							12.3	12.1	11.5	11.1	10.4	10.3	95
100							11.3	11	10.4	10	9.2	9.3	100
105								10	9.4	9	8.3	8.3	105
110								9.2	8.5	8.1	7.4	7.4	110
115									7.8	7.3	6.6	6.6	115
120									7.1	6.6	5.8	5.9	120
125									6.4	5.9	5.2	5.2	125
130										5.3	4.6	4.6	130
135										4.8	4	4	135
140											3.5	3.5	140
145											3	3	145
150											2.6	2.6	150
155												2.2	155
160												1.8	160



# Lifting capacities

## Forces de levage

T

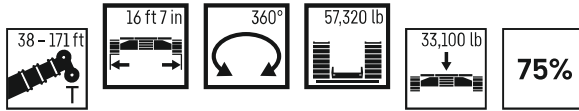


	38 ft	50 ft	62 ft	74 ft	87 ft	99 ft	111 ft	123 ft	135 ft	148 ft	160 ft	171 ft	
10	180.2	150.7	146.5	122.7									10
11	178.2	152	140	117									11
12	176.5	152.7	131.9	113.4	97.5								12
13	172	149.3	124.5	107.7	95.7								13
14	164.2	140.1	119	102.5	91.8	80.6							14
15	156.5	132.3	113.7	99.2	87.8	77.3							15
16	149.5	125.1	108.4	96.3	84.2	77.2	68.8						16
17	143	119.9	104.3	94.3	80.9	74.8	67.2						17
18	136.5	114.4	100.8	90.9	80.6	72.1	65.1	56.4					18
19	129.9	109	96.5	87.4	77.7	69.6	62.9	55.7	44.2				19
20	123.8	105.2	92.6	84.2	74.9	67.3	60.9	54.7	43.9				20
22	112.3	96.8	85.5	78.2	69.9	63	58.2	52.9	43.1	36.7			22
24	100.8	89.4	79.3	72.9	65.5	59.3	55.3	50.1	42.3	36.4	29.3		24
26	88.9	83.1	74	68.4	61.5	56.3	52.2	47.4	41.5	36.1	29.1	23.6	26
28	78.6	77.7	69.5	64.3	58	53.5	49.4	44.9	40.5	35.8	28.8	23.4	28
30		72.9	66.1	60.6	54.7	50.7	46.9	42.6	39.5	35.5	28.6	23.2	30
32		66.6	63	57.3	51.8	48.1	44.6	40.5	38.2	35.1	28.4	23	32
34		60.9	59.6	54.4	49.2	45.7	42.5	38.6	36.7	33.7	28.1	22.8	34
36		56	56.6	51.6	46.8	43.5	40.5	36.9	35.1	32.2	27.8	22.6	36
38		52.5	53.7	49.2	44.6	41.6	38.7	35.7	33.5	30.9	27.5	22.5	38
40		48.8	50	46.9	42.5	40.4	37	34.5	32.1	30.1	27.1	22.3	40
45			42.3	42.1	38.1	36.7	33.2	31.4	28.9	28.2	25.8	21.9	45
50			36.4	36.6	34.4	33.2	30.1	28.8	26.8	25.7	23.5	21.5	50
55				31.9	31.3	30.3	27.6	26.3	24.8	23.5	21.4	20.4	55
60				28.1	27.6	27.9	25.3	24.2	22.9	21.5	19.6	18.7	60
65				25.1	25.5	25.4	23.6	22.2	21	19.8	17.9	17.2	65
70					23.3	22.8	21.9	20.5	19.5	18.3	16.5	15.8	70
75					21.1	20.6	20.2	19	18	16.9	15.2	14.5	75
80						18.7	18.7	17.7	16.9	15.7	14	13.4	80
85						17	17.3	16.5	15.8	14.5	12.9	12.3	85
90							15.9	15.2	14.8	13.5	12	11.4	90
95							14.6	14.4	13.8	12.6	11.1	10.6	95
100							13.4	13.3	12.8	11.8	10.3	9.8	100
105								12.3	11.7	11	9.5	9.1	105
110								11.4	10.7	10.2	8.9	8.4	110
115									9.8	9.4	8.3	7.8	115
120									9	8.5	7.7	7.2	120
125									8.3	7.8	7	6.7	125
130										7.1	6.3	6.3	130
135										6.5	5.7	5.7	135
140											5.1	5.1	140
145											4.6	4.6	145
150											4.1	4.1	150
155												3.6	155
160												3.2	160

# Lifting capacities

## Forces de levage

T

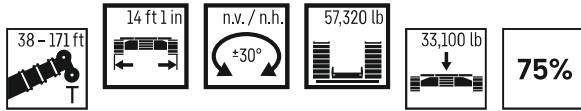


	38 ft	50 ft	62 ft	74 ft	87 ft	99 ft	111 ft	123 ft	135 ft	148 ft	160 ft	171 ft	
10	182.1	150.7	146.5	124.7	105.8								10
11	182.1	152	147	123.1	105.1	91.1							11
12	178.3	153.3	147.5	120.8	104.4	90.4							12
13	170.6	154.3	147.8	118.6	103.6	89.6	72.1						13
14	162.3	154.8	145.5	119.1	102	88.8	71.5						14
15	154.7	151.8	140.8	119.5	99.7	88.1	70.9						15
16	147.7	147.3	134.9	119.9	98.5	87.3	70.2	57.5					16
17	140.8	140.5	128.9	119.5	98.2	86.3	69.5	57					17
18	133.2	131.5	121.2	113.1	97.8	85.3	68.9	56.5	44.5				18
19	125.6	124.5	115	106.5	97.5	84.2	68.2	56	44.2				19
20	118.7	116.6	108.7	100.6	94.9	83.2	67.3	55.5	43.9				20
22	103.3	104.7	99	92.9	89.4	81	65.2	54.5	43.1	36.7			22
24	89.7	91.8	89.5	84	81.6	76.4	62.8	53.4	42.3	36.4	29.3		24
26	79.1	81.1	81.3	78.8	74.6	70	60.5	51.7	41.5	36.1	29.1	23.6	26
28	70.4	72.3	73.1	72.7	68.8	64.5	58.1	49.9	40.7	35.8	28.8	23.4	28
30		65.1	66.1	67.1	63.5	59.8	55.7	48.2	39.8	35.5	28.6	23.2	30
32		59.1	61.2	61.6	58.9	55.5	53.1	46.5	39	35.1	28.4	23	32
34		54.7	56.1	56.4	54.9	51.6	49.7	44.8	38.1	34.4	28.1	22.8	34
36		50.3	51.6	51.9	51.1	48.3	46.4	43.2	37.2	33.6	27.8	22.6	36
38		46.5	47.7	48	47.4	45.4	43.9	40.8	36.4	32.9	27.5	22.5	38
40		43.1	44.3	44.5	44	42.8	42.1	39.5	35.5	32.2	27.1	22.3	40
45			37.3	37.5	37	37.4	36.8	34.7	32.6	30.3	26.3	21.9	45
50			32.1	32.2	31.9	32.7	31.8	30.4	29.4	28.2	25.3	21.5	50
55				28	28.9	28.5	27.6	27.3	26.6	25.2	24	20.9	55
60				24.6	25.5	25	24.8	24.7	23.7	23.5	22.4	20	60
65				22.7	22.7	22.2	22.5	21.8	21.8	21.5	20.1	18.9	65
70					20.3	19.8	20.2	19.4	19.5	19.3	18.1	17.6	70
75					18.3	18.1	18.2	18.1	17.6	17.3	16.3	16	75
80						16.9	16.4	16.4	15.9	15.5	14.7	14.4	80
85						15.4	14.9	14.9	14.3	14	13.2	13	85
90							13.6	13.5	13	12.7	11.8	11.7	90
95							12.6	12.3	11.8	11.4	10.6	10.6	95
100							11.6	11.3	10.7	10.3	9.5	9.5	100
105								10.3	9.6	9.2	8.5	8.5	105
110								9.4	8.8	8.4	7.6	7.6	110
115									8	7.5	6.7	6.8	115
120									7.2	6.8	6	6	120
125									6.6	6.1	5.3	5.3	125
130										5.5	4.7	4.7	130
135										4.9	4.1	4.1	135
140											3.6	3.6	140
145											3.1	3.1	145
150											2.7	2.7	150
155												2.3	155
160												1.9	160

# Lifting capacities

## Forces de levage

T

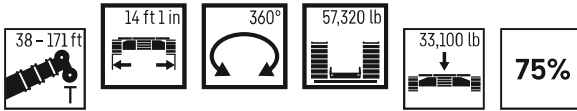


	38 ft	50 ft	62 ft	74 ft	87 ft	99 ft	111 ft	123 ft	135 ft	148 ft	160 ft	171 ft	
10	182.1	150.7	146.5	124.7	105.8								10
11	182.1	152	147	123.1	105.1	91.1							11
12	178.3	153.3	147.5	120.8	104.4	90.4							12
13	170.6	154.3	147.8	118.6	103.6	89.6	72.1						13
14	162.3	154.8	144.1	119.1	102	88.8	71.5						14
15	154.7	151.8	136.5	117.1	99.7	88.1	70.9						15
16	147.7	147.3	129.2	112.6	98.5	87.3	70.2	57.5					16
17	140.8	140.5	123.2	107.1	96.2	86.3	69.5	57					17
18	133.2	131.5	118.3	102.3	94.6	85	68.9	56.5	44.5				18
19	125.6	124.5	112.4	100.1	91.7	81.9	68.2	56	44.2				19
20	118.7	116.6	107.3	96.7	88.3	78.8	67.3	55.5	43.9				20
22	103.3	104.7	99	89	81.9	73.4	65.2	54.5	43.1	36.7			22
24	89.7	91.8	89.5	84	76.3	68.6	62.5	53.4	42.3	36.4	29.3		24
26	79.1	81.1	81.3	78.8	71.3	64.2	59	51.7	41.5	36.1	29.1	23.6	26
28	70.4	72.3	73.1	72.7	67	60.4	55.6	49.9	40.7	35.8	28.8	23.4	28
30		65.1	66.1	67.1	62.9	57	52.6	47.7	39.8	35.5	28.6	23.2	30
32		59.1	61.2	61.6	58.9	53.9	49.8	45.2	39	35.1	28.4	23	32
34		54.7	56.1	56.4	54.9	50.9	47.3	43.6	38.1	34.4	28.1	22.8	34
36		50.3	51.6	51.9	51.1	48.1	45.4	42.1	37.2	33.6	27.8	22.6	36
38		46.5	47.7	48	47.4	45.4	43.9	40.3	36.4	32.9	27.5	22.5	38
40		43.1	44.3	44.5	44	42.8	42	38.5	35.2	32.2	27.1	22.3	40
45			37.3	37.5	37	37.4	36.8	34.4	31.7	30.2	26.3	21.9	45
50			32.1	32.2	31.9	32.7	31.8	30.4	29.4	27.6	25.3	21.5	50
55				28	28.9	28.5	27.6	27.3	26.6	25.1	24	20.9	55
60				24.6	25.5	25	24.8	24.7	23.7	23.5	22.3	20	60
65				22.7	22.7	22.2	22.5	21.8	21.8	21.5	20.1	18.9	65
70					20.3	19.8	20.2	19.4	19.5	19.3	18.1	17.6	70
75					18.3	18.1	18.2	18.1	17.6	17.3	16.3	16	75
80						16.9	16.4	16.4	15.9	15.5	14.7	14.4	80
85						15.4	14.9	14.9	14.3	14	13.2	13	85
90							13.6	13.5	13	12.7	11.8	11.7	90
95							12.6	12.3	11.8	11.4	10.6	10.6	95
100							11.6	11.3	10.7	10.3	9.5	9.5	100
105								10.3	9.6	9.2	8.5	8.5	105
110								9.4	8.8	8.4	7.6	7.6	110
115									8	7.5	6.7	6.8	115
120									7.2	6.8	6	6	120
125									6.6	6.1	5.3	5.3	125
130										5.5	4.7	4.7	130
135										4.9	4.1	4.1	135
140											3.6	3.6	140
145											3.1	3.1	145
150											2.7	2.7	150
155												2.3	155
160												1.9	160

# Lifting capacities

## Forces de levage

T



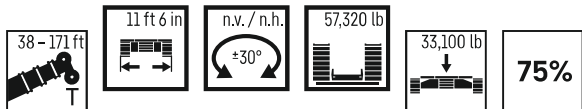
	38 ft	50 ft	62 ft	74 ft	87 ft	99 ft	111 ft	123 ft	135 ft	148 ft	160 ft	171 ft	
15	121.5	113.3	116.4	109.3									15
16	122.1	113.4	110.8	102.1									16
17	121.4	112.5	105.7	95.4									17
18	115.4	106.4	100.4	92.3	85.4								18
19	105.7	102.2	94.1	87	80.6								19
20	97.4	96.4	91.2	85.4	79.2	73.7							20
22	84	85.8	81.8	76.7	71.4	66.6							22
24	73.5	75.4	75.5	72	67.9	63.5	59.5						24
26	65.1	67	68.8	66	62.2	58.6	55.6	51.6	41.5				26
28	58.2	60.7	62.1	60.7	57.3	54.1	51.9	48.5	40.7	35.8			28
30		54.9	56.2	56.1	53	50.8	49	46.2	39.8	35.5			30
32		50	51.3	51.6	49.2	47.6	45.7	43	39	35.1	28.4	23	32
34		45.8	47	47.3	45.8	44.8	42.8	40.2	37.8	34.4	28.1	22.8	34
36		42.2	43.3	43.6	42.8	42.5	40	37.6	36.2	33.6	27.8	22.6	36
38		38.9	40.1	40.4	40.2	40.1	37.6	35.6	34.7	32.6	27.5	22.5	38
40		36.1	37.3	37.5	38.1	37.7	35.4	34.4	32.8	31	27.1	22.3	40
45			31.4	31.6	32.6	32.2	31.4	30.4	28.8	28.1	26.3	21.9	45
50			27	27.7	28.1	27.6	27.8	26.7	26	25.1	23.5	21.5	50
55				24.5	24.4	24	24.5	24.2	23.2	22.2	20.7	20.1	55
60				21.6	21.5	21.9	21.5	21.5	20.7	19.7	18.4	18	60
65				19.3	19.1	19.4	19.2	19	18.4	17.6	16.3	16	65
70					17	17.4	17.1	16.9	16.4	15.8	14.5	14.2	70
75					15.5	15.6	15.4	15.2	14.6	14.2	13	12.7	75
80						14.1	13.9	13.6	13.1	12.7	11.6	11.3	80
85							12.8	12.5	12.3	11.7	11.3	10.4	85
90								11.3	11.1	10.5	10.1	9.3	90
95								10.3	10	9.4	9	8.2	95
100								9.3	9	8.4	8	7.3	100
105									8.2	7.5	7.1	6.4	105
110									7.4	6.8	6.3	5.6	110
115										6	5.6	4.9	115
120										5.4	5	4.2	120
125										4.9	4.4	3.6	125
130											3.8	3.1	130
135											3.4	2.6	135
140												2.1	140



# Lifting capacities

## Forces de levage

T

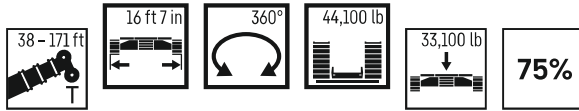


	38 ft	50 ft	62 ft	74 ft	87 ft	99 ft	111 ft	123 ft	135 ft	148 ft	160 ft	171 ft	
10	182.1	150.7	134.3	113.7	98.1								10
11	182.1	151.9	125.8	107.4	96.8	85.5							11
12	177.7	142.8	119.4	101.6	93.2	81.9							12
13	167.9	134.1	113.7	98.5	89.1	78.4	69.7						13
14	156.4	125.8	107.5	94.8	85.2	75.8	67.4						14
15	146.4	119.9	102.7	92.7	81.5	73.3	65.4						15
16	137.5	113.8	99.1	89	78.3	70.5	63.6	56.2					16
17	129.7	107.9	94.7	85.2	75.2	67.9	61.5	54.9					17
18	122.8	103.2	90.6	81.7	72.3	65.5	59.5	53.4	44.5				18
19	116.6	99	86.8	78.5	69.6	63.2	57.5	51.7	44.2				19
20	111	94.5	84.1	75.6	67.1	61.1	55.7	50.1	43.8				20
22	101.6	86.7	78.3	70.1	62.5	57.5	52.3	48.1	42.8	36.7			22
24	89.7	80	72.7	65.3	58.5	54.7	49.2	45.6	41.4	36.4	29.3		24
26	79.1	74.3	67.8	61.2	54.8	51.6	47	43.1	39.5	35.6	29.1	23.6	26
28	70.4	69.4	63.4	57.5	51.6	48.8	44.7	41.4	37.5	34.3	28.8	23.4	28
30		65	59.6	54.1	48.8	46.2	42.3	39.3	36.3	33.7	28.6	23.2	30
32		59.1	56.2	51.1	46.3	43.8	40.2	37.4	35	32.6	28.4	23	32
34		54.7	53.2	48.4	44	41.6	38.3	35.6	33.4	31.2	27.9	22.8	34
36		50.3	50.4	46	41.9	39.7	36.5	34	32.2	29.8	27.1	22.6	36
38		46.5	47.7	43.7	39.9	37.8	34.9	32.5	30.7	28.5	26	22.5	38
40		43.1	44.3	41.7	38.3	36.1	33.3	31.1	29.4	27.3	24.9	22.3	40
45			37.3	37.2	34.6	32.4	30.1	28.3	26.6	24.7	22.4	21.3	45
50			32.1	32.2	31.6	29.3	27.9	26	24.1	22.4	20.3	19.3	50
55				28	28.9	26.6	25.5	23.9	21.9	20.4	18.4	17.5	55
60				24.6	25.5	24.4	23.4	21.9	20	18.6	16.7	15.9	60
65				22.7	22.7	22.2	21.5	20.2	18.4	17	15.2	14.5	65
70					20.3	19.8	19.9	18.6	16.9	15.6	13.9	13.2	70
75					18.3	18.1	18.2	17.3	15.6	14.4	12.7	12.1	75
80						16.9	16.4	16.1	14.4	13.2	11.6	11.1	80
85						15.4	14.9	14.9	13.4	12.2	10.7	10.1	85
90							13.6	13.5	12.4	11.3	9.8	9.3	90
95							12.6	12.3	11.5	10.5	9	8.5	95
100							11.6	11.3	10.7	9.7	8.3	7.8	100
105								10.3	9.6	9.1	7.6	7.2	105
110								9.4	8.8	8.4	7	6.5	110
115									8	7.5	6.4	6	115
120									7.2	6.8	5.9	5.5	120
125									6.6	6.1	5.3	5	125
130										5.5	4.7	4.6	130
135										4.9	4.1	4.1	135
140											3.6	3.6	140
145											3.1	3.1	145
150											2.7	2.7	150
155												2.3	155
160												1.9	160

# Lifting capacities

## Forces de levage

T

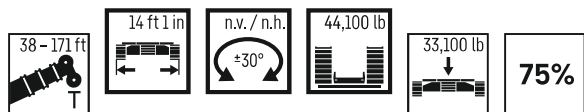


	38 ft	50 ft	62 ft	74 ft	87 ft	99 ft	111 ft	123 ft	135 ft	148 ft	160 ft	171 ft	
10	182.1	150.7	146.5	124.7	105.8								10
11	182.1	152	147	123.1	105.1	91.1							11
12	177.1	153.3	147.5	120.8	104.4	90.4							12
13	168.6	154.3	147.8	118.6	103.6	89.6	72.1						13
14	160.3	154.8	142.9	119.1	102	88.8	71.5						14
15	152.4	145.2	132.4	118	99.7	88.1	70.9						15
16	143.6	134.4	122.9	113.9	98.5	87.3	70.2	57.5					16
17	134.5	124.5	115.1	106	97.2	86.3	69.5	57					17
18	126.1	117.3	108.4	101.6	94.7	85.3	68.9	56.5	44.5				18
19	116.4	109.4	103.1	96.5	91.8	84	68.2	56	44.2				19
20	106.5	103.5	97.8	91.2	87.6	81.5	67.3	55.5	43.9				20
22	90.7	92	87.1	84.2	78.8	73.6	65.2	54.5	43.1	36.7			22
24	78.7	80.7	78.4	76.1	71.6	66.9	62.6	53.4	42.3	36.4	29.3		24
26	69.2	71.2	72.4	69.5	65.3	61.1	58.3	51.7	41.5	36.1	29.1	23.6	26
28	61.5	63.3	65.6	63.7	60.1	56.6	53.6	49.9	40.7	35.8	28.8	23.4	28
30		57.7	59.1	58.7	55.4	52.4	49.9	46.9	39.8	35.5	28.6	23.2	30
32		52.4	53.7	53.9	51.3	49.2	47.5	44.7	39	35.1	28.4	23	32
34		47.7	49.1	49.4	47.7	46.1	44.4	41.7	38	34.4	28.1	22.8	34
36		43.8	45.1	45.4	44.5	43.1	41.5	39	36.6	33.6	27.8	22.6	36
38		40.4	41.6	41.9	41.3	41.2	38.9	36.7	35.1	32.9	27.5	22.5	38
40		37.4	38.6	38.8	38.6	39	36.6	34.5	33.7	31.9	27.1	22.3	40
45			32.4	32.6	33.6	33.2	32.1	31.1	29.2	28.2	26.3	21.9	45
50			27.7	27.9	28.8	28.4	28	27.4	26.6	25.8	24.2	21.5	50
55				25.1	25	24.6	25	24.2	23.8	22.7	21.3	20.3	55
60				22	21.9	22.1	21.9	21.9	21.2	20.2	18.8	18.4	60
65				19.6	19.4	19.8	19.4	19.4	18.8	18	16.7	16.3	65
70					17.3	17.7	17.4	17.2	16.7	16.1	14.8	14.5	70
75					15.7	15.9	15.6	15.4	14.9	14.5	13.2	12.9	75
80						14.3	14	13.8	13.3	12.8	11.8	11.6	80
85						13	12.7	12.5	11.9	11.5	10.6	10.3	85
90							11.5	11.2	10.6	10.3	9.4	9.2	90
95							10.4	10.1	9.5	9.1	8.4	8.2	95
100							9.4	9.1	8.5	8.1	7.4	7.3	100
105								8.2	7.6	7.2	6.5	6.5	105
110								7.5	6.8	6.4	5.6	5.6	110
115									6.1	5.7	4.9	4.9	115
120									5.5	5	4.2	4.2	120
125									4.9	4.4	3.6	3.6	125
130										3.9	3.1	3.1	130
135										3.4	2.6	2.6	135
140											2.1	2.1	140

# Lifting capacities

## Forces de levage

T

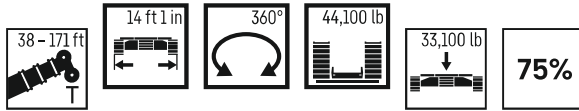


	38 ft	50 ft	62 ft	74 ft	87 ft	99 ft	111 ft	123 ft	135 ft	148 ft	160 ft	171 ft	
10	182.1	150.7	146.5	124.7	105.8								10
11	182.1	152	147	123.1	105.1	91.1							11
12	177.1	153.3	145.7	120.8	104.4	90.4							12
13	168.6	154	137.3	116.2	100.1	89.5	72.1						13
14	160.3	153.9	128.8	111	98.6	87.9	71.5						14
15	152.4	144.8	122.1	105.1	97.2	85.5	70.9						15
16	143.6	134.4	116.9	100.4	92.9	81.8	70.2	57.5					16
17	134.5	124.5	110.5	98.1	88.9	78.5	69.5	57					17
18	126.1	117.3	105	93.6	85.1	75.3	67.6	56.5	44.5				18
19	116.4	109.4	101.8	91.4	81.7	72.5	65.6	56	44.2				19
20	106.5	103.5	97.1	88.5	78.5	70.2	63.4	55.3	43.9				20
22	90.7	92	87.1	81.5	72.6	65.3	59.1	53.1	43.1	36.7			22
24	78.7	80.7	78.4	75.5	67.6	60.9	56.2	51.4	42.3	36.4	29.3		24
26	69.2	71.2	72.4	69.4	63.1	57	53.4	48.4	41.5	36.1	29.1	23.6	26
28	61.5	63.3	65.6	63.7	59.2	54	50.4	45.7	40.7	35.8	28.8	23.4	28
30		57.7	59.1	58.7	55.3	51.3	47.6	43.2	39.5	35.5	28.6	23.2	30
32		52.4	53.7	53.9	51.3	48.7	45	40.9	38.3	35.1	28.4	23	32
34		47.7	49.1	49.4	47.7	46	42.8	38.8	36.9	33.8	28.1	22.8	34
36		43.8	45.1	45.4	44.5	43.1	40.6	36.9	35.2	32.3	27.8	22.6	36
38		40.4	41.6	41.9	41.3	41.2	38.6	35.7	33.5	30.9	27.5	22.5	38
40		37.4	38.6	38.8	38.6	39	36.6	34.5	32	30.1	27.1	22.3	40
45			32.4	32.6	33.6	33.2	32.1	31.1	28.9	28	25.6	21.9	45
50			27.7	27.9	28.8	28.4	28	27.4	26.6	25.3	23.1	21.4	50
55				25.1	25	24.6	25	24.2	23.8	22.7	20.9	20	55
60				22	21.9	22.1	21.9	21.9	21.2	20.2	18.8	18.2	60
65				19.6	19.4	19.8	19.4	19.4	18.8	18	16.7	16.3	65
70					17.3	17.7	17.4	17.2	16.7	16.1	14.8	14.5	70
75					15.7	15.9	15.6	15.4	14.9	14.5	13.2	12.9	75
80						14.3	14	13.8	13.3	12.8	11.8	11.6	80
85						13	12.7	12.5	11.9	11.5	10.6	10.3	85
90							11.5	11.2	10.6	10.3	9.4	9.2	90
95							10.4	10.1	9.5	9.1	8.4	8.2	95
100							9.4	9.1	8.5	8.1	7.4	7.3	100
105								8.2	7.6	7.2	6.5	6.5	105
110								7.5	6.8	6.4	5.6	5.6	110
115									6.1	5.7	4.9	4.9	115
120									5.5	5	4.2	4.2	120
125									4.9	4.4	3.6	3.6	125
130										3.9	3.1	3.1	130
135										3.4	2.6	2.6	135
140											2.1	2.1	140

# Lifting capacities

## Forces de levage

T










	38 ft	50 ft	62 ft	74 ft	87 ft	99 ft	111 ft	123 ft	135 ft	148 ft	160 ft	171 ft	
10	152.1	140.2	141.2	124.7	105.8								10
11	151.3	139.8	140.7	123.1	105.1								11
12	150.5	139.5	134.6	120.8	104.4	86.4							12
13	148.1	135.1	123.9	113.1	101.4	85.6							13
14	140.3	125.2	115.5	105.7	98.3	88.8	71.5						14
15	128.4	117.3	107.4	98.8	96.3	86.8	70.9						15
16	118.2	108.5	100.1	94.7	90.4	83.1	70.2	57.5					16
17	109.4	101.5	95.1	91.4	85	78.8	69.5	57					17
18	100.9	95.6	89.8	86	80.1	74.5	68	56.5	44.5				18
19	92.4	89.5	85.8	81.2	75.7	70.7	66.4	56	44.2				19
20	85	84	81.4	76.9	71.7	67.1	63.2	55.4	43.9				20
22	73.1	74.7	73	69.2	64.7	61.7	57.9	53.4	43.1	36.7			22
24	63.8	66.4	66	62.7	58.9	56.4	53.8	50.4	42.3	36.4	29.3		24
26	56.4	59	60	57.3	54.1	52.3	49.4	46.3	41.5	36.1	29.1	23.6	26
28	50.3	52.8	54.2	52.7	50	48.9	45.6	43.2	40.5	35.8	28.8	23.4	28
30		47.6	48.9	48.6	46.6	45.3	42.9	40.9	38.7	35.4	28.6	23.2	30
32		43.3	44.6	44.8	43.8	42.1	40.1	38.5	36.1	33.9	28.4	23	32
34		39.5	40.8	41.1	41.2	39.2	37.5	36	34.1	32.4	28.1	22.8	34
36		36.3	37.5	37.8	38.6	36.8	35.1	33.7	32.7	31.1	27.8	22.6	36
38		33.5	34.6	35	35.9	34.5	33.6	31.8	30.9	29.5	27.5	22.5	38
40		31	32.1	33	33.3	32.3	31.9	30.8	29.1	27.8	26	22.3	40
45			27	28.1	28.1	28.2	27.7	26.8	25.2	24.1	22.5	21.5	45
50			23.1	24.1	24.1	24.5	24.3	23.5	22.1	21	19.5	19	50
55				20.9	21.1	21.3	21	20.7	19.4	18.5	17.1	16.7	55
60				18.3	18.5	18.6	18.4	18.2	17.2	16.3	15	14.6	60
65				16.3	16.3	16.5	16.2	16	15.2	14.4	13.1	12.8	65
70					14.5	14.6	14.4	14.2	13.5	12.8	11.5	11.3	70
75					13	13.1	12.8	12.6	12	11.4	10.2	9.9	75
80						11.7	11.5	11.2	10.6	10.1	9	8.7	80
85						10.6	10.2	10	9.4	9	7.9	7.7	85
90							9.1	8.9	8.2	7.9	6.9	6.7	90
95							8.2	7.9	7.3	6.9	6	5.8	95
100							7.3	7	6.4	6	5.2	5	100
105								6.3	5.6	5.2	4.5	4.3	105
110								5.6	4.9	4.5	3.8	3.7	110
115									4.3	3.9	3.1	3.1	115
120									3.8	3.3	2.6	2.6	120
125									3.3	2.8	1.9	1.9	125
130										2.3			130
135										1.9			135

# Lifting capacities






## Forces de levage



T

38-171 ft  11 ft 6 in  n.v. / n.h.  44,100 lb  33,100 lb  75%

	38 ft	50 ft	62 ft	74 ft	87 ft	99 ft	111 ft	123 ft	135 ft	148 ft	160 ft	171 ft	
10	182.1	145.6	118.6	100.4	91.2								10
11	173.4	135.8	113	97.6	86.7	76.5							11
12	160.8	126.8	106.4	94.5	82.8	73.3							12
13	148.8	120.2	101.1	90.5	79.2	70.6	62.8						13
14	138.5	112.8	98.4	86.4	75.7	68.2	60.6						14
15	129.5	106.4	94.1	82.4	72.4	65.8	58.9						15
16	121.6	101.9	89.8	78.7	69.5	63.3	56.9	50.4					16
17	114.6	96.5	85.5	75.3	66.7	61	54.9	49.5					17
18	108.4	91.8	81.7	72.2	64.1	58.8	53	48.4	41.6				18
19	102.9	87.4	78.1	69.3	61.8	56.8	51.2	46.9	42.4				19
20	97.9	83.3	74.9	66.7	60	54.8	49.6	45.4	41.9				20
22	89.3	76.4	69.1	61.7	56.4	51.3	46.5	42.7	39.6	36			22
24	78.7	70.3	64	57.5	52.8	48.1	44.2	41	37.6	34.5	29.3		24
26	69.2	66	59.6	53.7	49.8	45.2	42.2	39.1	35.6	32.7	28.9	23.6	26
28	61.5	61.7	55.7	50.4	47.1	42.7	40	37	33.8	31.1	28.1	23.4	28
30		57.6	52.3	47.4	44.5	40.4	37.9	35.2	32.1	29.5	26.7	23.2	30
32		52.4	49.3	44.7	42	38.2	36	33.5	30.5	28.1	25.4	23	32
34		47.7	46.5	42.3	39.9	36.2	34.3	31.9	29.1	26.8	24.2	22.6	34
36		43.8	44.1	40.1	37.9	34.5	32.7	30.4	27.7	25.6	23.1	21.9	36
38		40.4	41.6	38.1	36.1	32.9	31.2	29.1	26.5	24.5	22.1	20.9	38
40		37.4	38.6	36.2	34.4	31.3	29.8	27.8	25.3	23.4	21.1	20	40
45			32.4	32.3	30.7	28.3	26.9	24.9	22.7	21	18.9	17.9	45
50			27.7	27.9	27.7	25.8	24.3	22.5	20.5	18.9	16.9	16.1	50
55				25.1	25	23.8	22.1	20.5	18.6	17.1	15.2	14.5	55
60				22	21.9	21.9	20.2	18.7	16.9	15.5	13.7	13.1	60
65				19.6	19.4	19.8	18.5	17.1	15.4	14.1	12.4	11.8	65
70					17.3	17.7	17	15.7	14.1	12.9	11.2	10.7	70
75					15.7	15.9	15.6	14.5	12.9	11.7	10.2	9.6	75
80						14.3	14	13.4	11.9	10.7	9.2	8.7	80
85						13	12.7	12.4	10.9	9.8	8.3	7.9	85
90							11.5	11.2	10	9	7.6	7.1	90
95							10.4	10.1	9.2	8.3	6.8	6.4	95
100							9.4	9.1	8.5	7.6	6.2	5.8	100
105								8.2	7.6	7	5.6	5.2	105
110								7.5	6.8	6.4	5	4.7	110
115									6.1	5.7	4.5	4.2	115
120									5.5	5	4.1	3.7	120
125									4.9	4.4	3.6	3.3	125
130										3.9	3.1	2.9	130
135										3.4	2.6	2.6	135
140											2.1	2.1	140

t\_251\_001\_00044\_01\_000

38-171 ft  11 ft 6 in  360°  44,100 lb  33,100 lb  75%

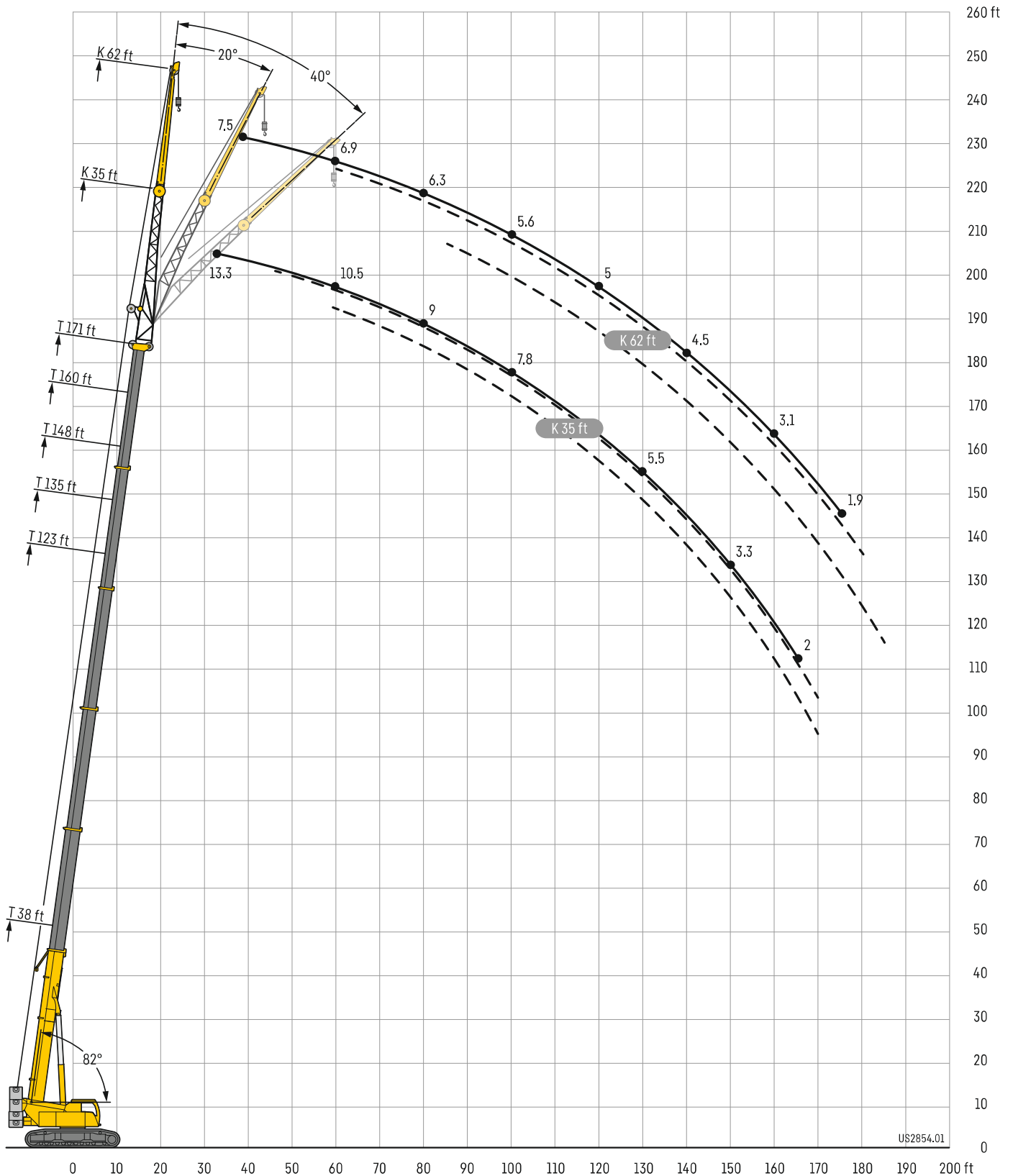
	38 ft	50 ft	62 ft	74 ft	87 ft	99 ft	111 ft	123 ft	135 ft	148 ft	160 ft	171 ft	
19	71.2	67	57.8	52.9									19
20	65.9	63	53.9	49.6	45.7								20
22	57	58.6	48.6	44.7	41.2								22
24	50	52.5	46.1	43.3	40	36.9							24
26	44.3	46.8	43.2	39.6	36.6	33.8							26
28	39.6	42	39.2	38.9	33.6	34	31.1						28
30		37.9	35.8	36	34	31.5	29.7	27.4					30
32		34.5	32.8	34	33.1	31.2	29	26.9	24.9				32
34		31.5	30.2	31.3	30.9	29.2	28.8	26.7	24.7	23.1			34
36		28.9	27.9	29	29.1	28.5	27	25.1	24.2	21.6			36
38		26.7	25.8	26.9	27.1	26.7	25.6	24.4	23	20.2	20.2	19.7	38
40		24.7	22.6	22.8	23	22.1	21.1	19.7	18.8	17.3	16.8	16.8	40
45			18.4	19.3	19.5	19.7	19.2	18.4	17.1	16.2	14.9	14.4	45
50				16.7	16.9	17	16.8	16.1	14.9	14.1	12.8	12.5	50
55				14.6	14.7	14.9	14.7	14.2	13	12.3	11	10.7	55
60				12.9	12.9	13	12.8	12.5	11.4	10.7	9.5	9.2	60
65					11.4	11.5	11.3	11	10	9.3	8.2	7.9	65
70						10.1	9.9	9.6	8.8	8.1	7	6.8	70
75					10	8.9	8.7	8.4	7.7	7.1	6	5.8	75
80						7.9	7.6	7.4	6.8	6.1	5	4.9	80
85							6.7	6.4	5.8	5.3	4.2	4.1	85
90							5.9	5.6	5	4.5	3.5	3.3	90
95							5.2	4.9	4.3	3.9	2.8	2.6	95
100								4.2	3.6	3.2	2	1.8	100
105								3.7	3	2.6			105
110									2.5	1.9			110
115													115
120													120

t\_251\_001\_00054\_01\_000

# Lifting heights

## Hauteurs de levage

TK

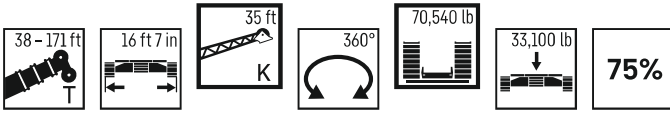




# Lifting capacities

## Forces de levage

TK

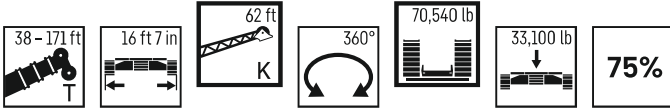


	38 ft			123 ft			135 ft			148 ft			160 ft			171 ft			
	0°	20°	40°	0°	20°	40°	0°	20°	40°	0°	20°	40°	0°	20°	40°	0°	20°	40°	
16	24.3																		16
17	23.9																		17
18	23.4																		18
19	22.8																		19
20	22.3																		20
22	21.1																		22
24	19.9			29															24
26	18.8	19.3		28.5															26
28	17.8	18.5		28			25.7												28
30	16.8	17.8		27.6			25.4			20.5			16.3						30
32	16	17.1	16.5	27.2			25			20.2			16.2			13.3			32
34	15.1	16.4	16	26.8			24.7			19.9			15.9			13.1			34
36	14.1	15.8	15.5	26.4			24.5			19.6			15.7			12.8			36
38	13	15.2	15	26	22.9		24.2			19.3			15.4			12.6			38
40	11.8	14.4	14.6	25.5	22.5		23.9	21.6		19			15.2			12.4			40
45	9.5	12.1	13.6	24.4	21.4	18.5	23	20.8		18.3	17.2		14.6	14.1		11.8	11.3		45
50	8.8	9.5	11.2	23.3	20.4	17.9	21.9	20	17.7	17.6	16.5	16.1	14.1	13.5	12.9	11.4	10.9		50
55	8.8	8.8	8.8	22	19.4	17.2	20.7	19.2	17.1	16.9	15.9	15.4	13.6	13	12.6	10.9	10.5		55
60	8.8	8.8	5.9	20.7	18.5	16.5	19.4	18.4	16.5	16.2	15.3	14.8	13	12.5	12.2	10.5	10.1	9.9	60
65				19.3	17.7	16	18.2	17.7	16	15.6	14.6	14.2	12.5	12	11.8	10.1	9.7	9.5	65
70				18.1	17	15.5	17	16.9	15.5	14.9	14	13.7	12.1	11.6	11.4	9.7	9.3	9.2	70
75				17	16.3	15	15.9	16.1	15.1	14.2	13.5	13.2	11.6	11.2	11	9.3	9	8.9	75
80				16	15.6	14.6	14.9	15.1	14.6	13.5	13	12.8	11.2	10.8	10.7	9	8.6	8.6	80
85				15	14.9	14.2	13.8	14.1	14.2	12.7	12.6	12.4	10.8	10.5	10.4	8.7	8.3	8.3	85
90				13.8	14.1	13.8	12.8	13.3	13.6	12	12.2	12	10.5	10.2	10	8.3	8	8	90
95				12.5	13.1	13.4	12	12.3	12.9	11.2	11.6	11.7	10.2	9.9	9.7	8.1	7.8	7.7	95
100				11.3	12	12.6	11.2	11.3	11.9	10.4	10.9	11.2	9.8	9.6	9.5	7.8	7.5	7.5	100
105				10.1	10.8	11.3	10.3	10.7	10.9	9.6	10.2	10.6	9.3	9.3	9.2	7.5	7.3	7.3	105
110				9.2	9.8	10.2	9.3	9.9	10.3	9.2	9.2	9.7	8.6	9	9	7.3	7.1	7.1	110
115				8.3	8.8	9.2	8.6	9	9.4	8.6	8.8	8.8	7.9	8.5	8.7	7	6.9	6.9	115
120				8	8	8.2	8.2	8.3	8.5	7.9	8.4	8.5	7.1	7.8	8.2	6.7	6.7	6.7	120
125				7.6	7.7	7.9	7.6	7.9	8	7.1	7.6	8	6.3	6.9	7.4	6.1	6.5	6.6	125
130				7.3	7.4	7.6	7	7.4	7.6	6.4	6.9	7.2	5.6	6.2	6.6	5.5	6.1	6.4	130
135				6.9	7.1	6.6	6.3	6.7	6.9	5.8	6.2	6.5	5	5.5	5.8	4.9	5.4	5.8	135
140				6.5	6.7	4.1	5.8	6.1	6.2	5.2	5.6	5.8	4.4	4.9	5.2	4.3	4.8	5.2	140
145				5.7	5.9		5.2	5.5	5.6	4.7	5	5.2	3.9	4.3	4.6	3.8	4.2	4.5	145
150							4.8	5	4.5	4.2	4.5	4.6	3.4	3.8	4	3.3	3.7	4	150
155							4.3	4.5	3.2	3.7	4	4.1	2.9	3.3	3.4	2.8	3.2	3.4	155
160							3	3		3.3	3.5	3.5	2.5	2.8	2.9	2.4	2.7	2.9	160
165										2.9	3.1	3	2.1	2.4	2.4	2	2.3	2.4	165
170										2.6				2	2		1.9	2	170

# Lifting capacities

## Forces de levage

TK

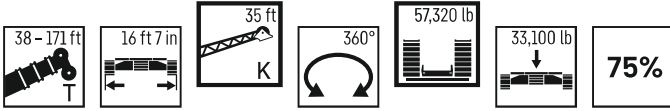


	38 ft			123 ft			135 ft			148 ft			160 ft			171 ft			
	0°	20°	40°	0°	20°	40°	0°	20°	40°	0°	20°	40°	0°	20°	40°	0°	20°	40°	
22	10			11.7															22
24	9.7			11.6			11.1												24
26	9.4			11.5			11												26
28	9.2			11.5			10.9			10.1									28
30	8.9			11.4			10.9			10			9						30
32	8.6			11.3			10.8			10			9						32
34	8.3			11.1			10.7			9.9			8.9						34
36	8.1			11			10.6			9.9			8.9						36
38	7.9			10.8			10.5			9.8			8.9			7.5			38
40	7.7	6.9		10.7			10.4			9.7			8.8			7.4			40
45	7.3	6.6		10.3	8		10			9.5			8.7			7.4			45
50	6.8	6.2	5.7	9.9	7.7		9.7	7.7		9.2	7.5		8.5			7.2			50
55	6.5	6	5.6	9.5	7.5		9.4	7.4		9	7.2		8.3	7		7.1			55
60	6.2	5.8	5.4	9.2	7.2	6	9	7.2		8.7	7		8.1	6.8		6.9	6.2		60
65	5.9	5.6	5.3	8.8	7	5.9	8.7	7	5.9	8.4	6.8		7.9	6.6		6.8	6.1		65
70	5.7	5.4	5.2	8.4	6.8	5.8	8.4	6.8	5.8	8.2	6.7	5.7	7.7	6.5	5.6	6.7	6		70
75	5.5	5.3	5.2	8.1	6.6	5.7	8.1	6.6	5.7	7.9	6.5	5.6	7.5	6.3	5.5	6.5	5.8		75
80	5.3	5.3	5.2	7.8	6.5	5.6	7.9	6.5	5.6	7.7	6.4	5.5	7.3	6.2	5.4	6.3	5.7		80
85	5.2	5.2	5.2	7.6	6.3	5.5	7.6	6.3	5.5	7.4	6.2	5.5	7.1	6.1	5.4	6.2	5.6	5	85
90	5.2	5.2		7.4	6.1	5.5	7.4	6.2	5.4	7.2	6.1	5.4	7	6	5.3	6	5.5	5	90
95				7.1	6	5.4	7.2	6	5.4	7	6	5.3	6.8	5.9	5.3	5.8	5.5	5	95
100				6.9	5.9	5.3	7	5.9	5.3	6.9	5.9	5.3	6.6	5.8	5.2	5.6	5.4	4.9	100
105				6.6	5.8	5.3	6.8	5.8	5.3	6.7	5.8	5.2	6.5	5.7	5.2	5.5	5.3	4.9	105
110				6.5	5.7	5.3	6.6	5.7	5.3	6.5	5.7	5.2	6.3	5.6	5.1	5.3	5.2	4.9	110
115				6.3	5.6	5.2	6.4	5.6	5.2	6.4	5.6	5.2	6.2	5.5	5.1	5.2	5	4.9	115
120				6.2	5.5	5.2	6.2	5.5	5.2	6.2	5.5	5.2	6.1	5.4	5.1	5	4.9	4.9	120
125				6	5.4	5.2	6.1	5.4	5.2	6	5.4	5.1	6	5.4	5.1	4.9	4.8	4.8	125
130				5.8	5.4	5.2	6	5.4	5.2	5.9	5.4	5.1	5.8	5.3	5.1	4.8	4.7	4.8	130
135				5.7	5.3	5.2	5.8	5.3	5.2	5.7	5.3	5.1	5.7	5.2	5.1	4.6	4.6	4.7	135
140				5.6	5.3	5.2	5.6	5.3	5.2	5.6	5.3	5.1	5.3	5.2	5.1	4.5	4.5	4.6	140
145				5.4	5.3	5.2	5.5	5.2	5.2	5.5	5.2	5.1	4.8	5.1	5.1	4.3	4.4	4.5	145
150				5.2	5.3	5.2	5.4	5.2	5.2	5	5.2	5.1	4.3	5	5.1	4	4.3	4.4	150
155				5.1	5	5.2	5.1	5.1	5.2	4.6	5.1	5.1	3.8	4.6	5.1	3.5	4.1	4.3	155
160				5	5	5.2	4.7	5	5.2	4.1	4.7	5	3.4	4.1	4.5	3.1	3.9	4.1	160
165				4.9	4.9	4.5	4.3	4.7	4.9	3.7	4.2	4.5	2.9	3.6	4	2.7	3.4	3.8	165
170				4.6	4.7		3.9	4.2	4.3	3.3	3.8	4	2.5	3.1	3.5	2.3	2.9	3.4	170
175				4.2			3.5	3.8	3.8	2.9	3.4	3.5	2.2	2.7	3	1.9	2.5	2.9	175
180							3.2	3.4	3.1	2.6	3	3	1.8	2.3	2.5		2.1	2.5	180
185								2.9	3					1.9	2.1				185
190										2.3	2.6	2.6						2	190
195										2	2.2	2.1							195

# Lifting capacities

## Forces de levage

TK



	38 ft			123 ft			135 ft			148 ft			160 ft			171 ft			
	0°	20°	40°	0°	20°	40°	0°	20°	40°	0°	20°	40°	0°	20°	40°	0°	20°	40°	
10	27.1																		10
11	26.7																		11
12	26.3																		12
13	25.8																		13
14	25.3																		14
15	24.8																		15
16	24.3	23.9																	16
17	23.9	23.5																	17
18	23.4	23																	18
19	22.8	22.5																	19
20	22.3	22																	20
22	21.1	21																	22
24	19.9	20.1	18.5	29															24
26	18.8	19.3	18.5	28.5															26
28	17.8	18.5	17.8	28			25.7												28
30	16.8	17.8	17.1	27.6			25.4			20.5			16.3						30
32	16	17.1	16.5	27.2			25			20.2			16.2			13.3			32
34	15.1	16.4	16	26.8			24.7			19.9			15.9			13.1			34
36	14.1	15.8	15.5	26.4			24.5			19.6			15.7			12.8			36
38	13	15.2	15	26	22.9		24.2			19.3			15.4			12.6			38
40	11.8	14.4	14.6	25.5	22.5		23.9	21.6		19			15.2			12.4			40
45	9.5	12.1	13.6	24.4	21.4	18.5	23	20.8		18.3	17.2		14.6	14.1		11.8	11.3		45
50	8.8	9.5	11.2	23.3	20.4	17.9	21.9	20	17.7	17.6	16.5	16.1	14.1	13.5	12.9	11.4	10.9		50
55	8.8	8.8	8.8	22	19.4	17.2	20.7	19.2	17.1	16.9	15.9	15.4	13.6	13	12.6	10.9	10.5		55
60	8.8	8.8	5.9	20.7	18.5	16.5	19.4	18.4	16.5	16.2	15.3	14.8	13	12.5	12.2	10.5	10.1	9.9	60
65				19.3	17.7	16	18.2	17.7	16	15.6	14.6	14.2	12.5	12	11.8	10.1	9.7	9.5	65
70				18	17	15.5	16.5	16.9	15.5	14.9	14	13.7	12.1	11.6	11.4	9.7	9.3	9.2	70
75				16.2	16.3	15	14.8	16	15.1	14.2	13.5	13.2	11.6	11.2	11	9.3	9	8.9	75
80				14.6	15.5	14.6	13.9	14.4	14.6	13.1	13	12.8	11.2	10.8	10.7	9	8.6	8.6	80
85				13.2	14.1	14.2	13	12.9	13.9	11.8	12.6	12.4	10.8	10.5	10.4	8.7	8.3	8.3	85
90				11.8	12.7	13.4	11.8	12.2	12.6	10.6	11.5	12	10.4	10.2	10	8.3	8	8	90
95				10.5	11.3	12.1	10.7	11.5	11.7	10.2	10.4	11.3	9.9	9.9	9.7	8.1	7.8	7.7	95
100				9.6	10.1	10.8	9.8	10.3	11	9.7	9.6	10.2	8.9	9.5	9.5	7.8	7.5	7.5	100
105				9.1	9.1	9.6	9.4	9.2	9.9	8.8	9.3	9.2	8	8.8	9.1	7.5	7.3	7.3	105
110				8.7	8.7	8.6	8.5	8.9	8.9	7.9	8.7	8.9	7.2	7.9	8.5	6.9	7.1	7.1	110
115				8.3	8.4	8.3	7.7	8.4	8.5	7.1	7.9	8.3	6.5	7.1	7.6	6.2	6.8	6.9	115
120				7.6	7.9	8.1	6.9	7.6	7.9	6.3	7.1	7.4	5.7	6.4	6.8	5.5	6.1	6.6	120
125				6.9	7.3	7.5	6.3	6.8	7.1	5.7	6.3	6.6	5.1	5.6	6	4.8	5.4	5.9	125
130				6.3	6.6	6.8	5.6	6.1	6.3	5	5.6	5.9	4.4	5	5.3	4.3	4.8	5.2	130
135				5.7	6	6.1	5.1	5.5	5.7	4.5	5	5.3	3.8	4.3	4.7	3.7	4.3	4.6	135
140				5.2	5.4	4.1	4.5	4.9	5	3.9	4.5	4.6	3.3	3.8	4	3.2	3.7	4	140
145				4.8	4.9		4.1	4.4	4.4	3.5	3.9	4.1	2.8	3.2	3.5	2.7	3.2	3.4	145
150							3.6	3.9	3.9	3	3.4	3.5	2.4	2.7	2.9	2.2	2.7	2.9	150
155							3.2	3.4	3.2	2.6	2.9	3	1.9	2.3	2.4	1.8	2.2	2.4	155
160							2.9	3		2.2	2.5	2.5		1.8	1.9			1.9	160
165										1.9	2.1	2							165

# Lifting capacities

## Forces de levage

TK

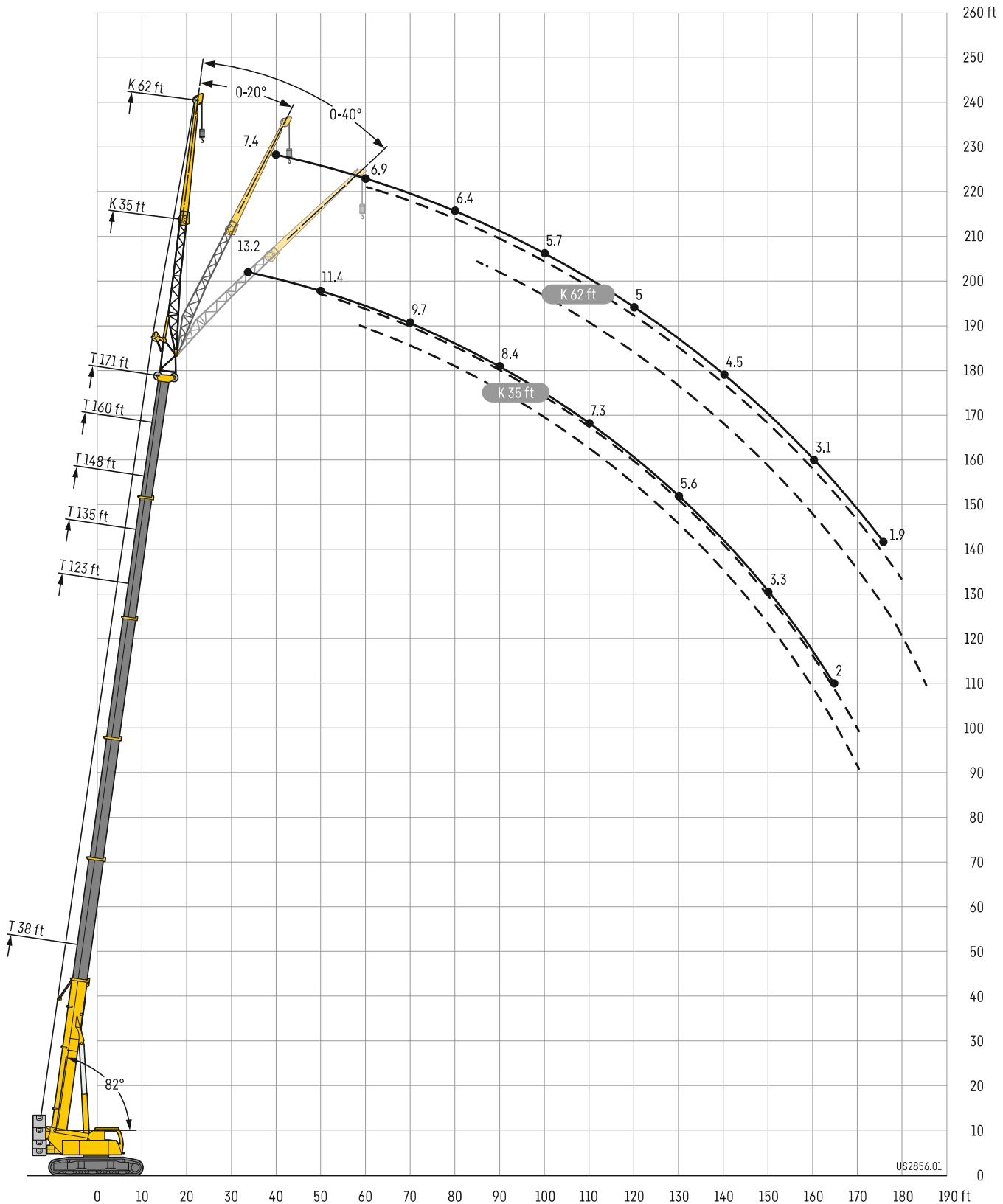


	38 ft			123 ft			135 ft			148 ft			160 ft			171 ft			
	0°	20°	40°	0°	20°	40°	0°	20°	40°	0°	20°	40°	0°	20°	40°	0°	20°	40°	
10	9.4																		10
11	9.7																		11
12	9.9																		12
13	10.1																		13
14	10.2																		14
15	10.3																		15
16	10.3																		16
17	10.4																		17
18	10.4																		18
19	10.3																		19
20	10.3																		20
22	10			11.7															22
24	9.7			11.6			11.1												24
26	9.4	8.1		11.5			11												26
28	9.2	8		11.5			10.9			10.1									28
30	8.9	7.8		11.4			10.9			10			9						30
32	8.6	7.6		11.3			10.8			10			9						32
34	8.3	7.4		11.1			10.7			9.9			8.9						34
36	8.1	7.3		11			10.6			9.9			8.9						36
38	7.9	7.1		10.8			10.5			9.8			8.9			7.5			38
40	7.7	6.9		10.7			10.4			9.7			8.8			7.4			40
45	7.3	6.6	5.9	10.3	8		10			9.5			8.7			7.4			45
50	6.8	6.2	5.7	9.9	7.7		9.7	7.7		9.2	7.5		8.5			7.2			50
55	6.5	6	5.6	9.5	7.5		9.4	7.4		9	7.2		8.3	7		7.1			55
60	6.2	5.8	5.4	9.2	7.2	6	9	7.2		8.7	7		8.1	6.8		6.9	6.2		60
65	5.9	5.6	5.3	8.8	7	5.9	8.7	7	5.9	8.4	6.8		7.9	6.6		6.8	6.1		65
70	5.7	5.4	5.2	8.4	6.8	5.8	8.4	6.8	5.8	8.2	6.7	5.7	7.7	6.5	5.6	6.7	6		70
75	5.5	5.3	5.2	8.1	6.6	5.7	8.1	6.6	5.7	7.9	6.5	5.6	7.5	6.3	5.5	6.5	5.8		75
80	5.3	5.3	5.2	7.8	6.5	5.6	7.9	6.5	5.6	7.7	6.4	5.5	7.3	6.2	5.4	6.3	5.7		80
85	5.2	5.2	5.2	7.6	6.3	5.5	7.6	6.3	5.5	7.4	6.2	5.5	7.1	6.1	5.4	6.2	5.6	5	85
90	5.2	5.2		7.4	6.1	5.5	7.4	6.2	5.4	7.2	6.1	5.4	7	6	5.3	6	5.5	5	90
95				7.1	6	5.4	7.2	6	5.4	7	6	5.3	6.8	5.9	5.3	5.8	5.5	5	95
100				6.9	5.9	5.3	7	5.9	5.3	6.9	5.9	5.3	6.6	5.8	5.2	5.6	5.4	4.9	100
105				6.6	5.8	5.3	6.8	5.8	5.3	6.7	5.8	5.2	6.5	5.7	5.2	5.5	5.3	4.9	105
110				6.5	5.7	5.3	6.6	5.7	5.3	6.5	5.7	5.2	6.3	5.6	5.1	5.3	5.2	4.9	110
115				6.3	5.6	5.2	6.4	5.6	5.2	6.3	5.6	5.2	6.2	5.5	5.1	5.2	5	4.9	115
120				6.2	5.5	5.2	6.1	5.5	5.2	6.1	5.5	5.2	5.9	5.4	5.1	5	4.9	4.9	120
125				6	5.4	5.2	6	5.4	5.2	5.9	5.4	5.1	5.4	5.4	5.1	4.9	4.8	4.8	125
130				5.7	5.4	5.2	5.8	5.4	5.2	5.7	5.4	5.1	4.8	5.3	5.1	4.5	4.7	4.8	130
135				5.6	5.3	5.2	5.6	5.3	5.2	5.2	5.2	5.1	4.3	5.2	5.1	4	4.6	4.7	135
140				5.5	5.2	5.2	5.2	5.2	5.2	4.6	5.2	5.1	3.8	4.7	5.1	3.5	4.3	4.6	140
145				5.3	5.2	5.2	4.7	5.2	5.2	4.1	4.9	5.1	3.3	4.2	4.8	3	3.9	4.5	145
150				4.9	5.1	5.2	4.2	4.8	5.1	3.6	4.3	4.8	2.9	3.7	4.3	2.6	3.4	4.1	150
155				4.4	4.8	5	3.8	4.3	4.6	3.2	3.8	4.2	2.4	3.2	3.7	2.2	3	3.6	155
160				4	4.4	4.4	3.4	3.9	4.1	2.8	3.4	3.7	2	2.8	3.2	1.8	2.6	3.1	160
165				3.7	3.9	3.9	3	3.4	3.6	2.4	3	3.2		2.3	2.7		2.2	2.6	165
170				3.3	3.5		2.7	3	3.1	2.1	2.6	2.8		1.9	2.3		1.8	2.2	170
175				3			2.3	2.6	2.6		2.2	2.3			1.8			1.8	175
180							2	2.2	2		1.8	1.9							180
185							1.9												185

# Lifting heights

## Hauteurs de levage

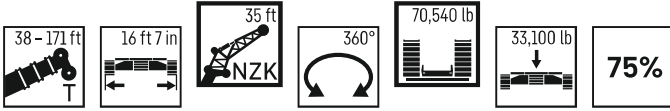
TNZK



# Lifting capacities

## Forces de levage

TNZK

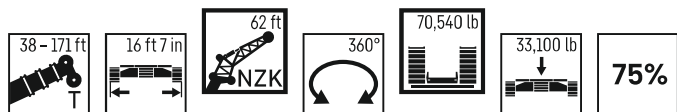


	38 ft			123 ft			135 ft			148 ft			160 ft			171 ft			
	0°	20°	40°	0°	20°	40°	0°	20°	40°	0°	20°	40°	0°	20°	40°	0°	20°	40°	
17	24.2																		17
18	23.7																		18
19	23.2																		19
20	22.6																		20
22	21.5																		22
24	20.3			29.1															24
26	19.1	19.5		28.6															26
28	18	18.7		28.2			25.8												28
30	17.1	17.9		27.7			25.5												30
32	16.2	17.2	16.6	27.3			25.1			20.3			16.1						32
34	15.4	16.6	16.1	26.9			24.8			20			15.9			13.2			34
36	14.4	16	15.6	26.5			24.5			19.7			15.8			12.9			36
38	13.3	15.3	15.1	26.1	22.7		24.3			19.4			15.5			12.7			38
40	12.1	14.6	14.7	25.7	22.3		24	21.3		19.1			15.3			12.5			40
45	9.7	12.3	13.7	24.5	21.5	18.2	23.1	20.6		18.4	15		14.7			11.9			45
50	8.8	9.6	11.3	23.4	20.5	17.5	22.1	19.9	17.2	17.7	16.6	16.1	14.2	13.6		11.4	10.9		50
55	8.8	8.8	8.8	22.2	19.5	17	20.9	19.2	16.7	17	15.9	15.5	13.6	13	12.6	11	10.5		55
60	8.8	8.8	5.6	20.8	18.6	16.4	19.6	18.5	16.2	16.3	15.3	14.8	13.1	12.5	12.2	10.5	10.1	10	60
65				19.5	17.8	16	18.4	17.8	15.8	15.6	14.7	14.3	12.6	12.1	11.7	10.1	9.7	9.6	65
70				18.2	17.1	15.5	17.1	17	15.4	15	14.1	13.8	12.1	11.6	11.3	9.7	9.3	9.2	70
75				17.1	16.4	15	16	16.2	15.1	14.3	13.6	13.3	11.7	11.2	10.9	9.4	9	8.9	75
80				16.1	15.7	14.6	15	15.2	14.7	13.5	13.1	12.8	11.3	10.8	10.6	9	8.7	8.6	80
85				15.1	15	14.2	14	14.2	14.2	12.8	12.6	12.4	10.9	10.5	10.2	8.7	8.4	8.3	85
90				13.9	14.2	13.9	12.9	13.3	13.7	12	12.2	12	10.5	10.2	9.9	8.4	8.1	8	90
95				12.6	13.2	13.4	12	12.4	12.9	11.3	11.6	11.7	10.2	9.9	9.6	8.1	7.8	7.8	95
100				11.4	12.1	12.6	11.3	11.3	11.9	10.5	11	11.2	9.8	9.6	9.4	7.8	7.6	7.5	100
105				10.2	10.9	11.4	10.4	10.8	10.9	9.6	10.2	10.6	9.4	9.3	9.1	7.5	7.3	7.3	105
110				9.2	9.8	10.2	9.4	10	10.3	9.3	9.3	9.8	8.7	9	8.9	7.3	7.1	7.1	110
115				8.4	8.9	9.2	8.7	9.1	9.4	8.7	8.8	8.8	7.9	8.5	8.7	7.1	6.9	6.9	115
120				8	8	8.2	8.2	8.3	8.5	7.9	8.4	8.4	7.1	7.8	8.2	6.7	6.7	6.7	120
125				7.7	7.7	7.8	7.7	8	8	7.2	7.7	8	6.4	7	7.4	6.2	6.5	6.6	125
130				7.4	7.4	7.6	7	7.4	7.6	6.5	7	7.2	5.7	6.2	6.6	5.6	6.1	6.4	130
135				7	7.1	6.6	6.4	6.7	6.9	5.8	6.3	6.5	5.1	5.6	5.9	5	5.5	5.8	135
140				6.5	6.7	4.1	5.8	6.1	6.2	5.2	5.6	5.8	4.5	4.9	5.2	4.4	4.9	5.2	140
145				5.8	5.9		5.3	5.5	5.6	4.7	5	5.2	3.9	4.3	4.6	3.8	4.3	4.5	145
150							4.8	5	4.5	4.2	4.5	4.6	3.4	3.8	4	3.3	3.7	4	150
155							4.4	4.5	3.1	3.8	4	4.1	3	3.3	3.4	2.8	3.2	3.4	155
160							3.1	2.9		3.3	3.5	3.5	2.5	2.8	2.9	2.4	2.7	2.9	160
165										2.9	3.1	2.9	2.1	2.4	2.4	2	2.3	2.4	165
170										2.6			1.8	2	2	1.9	2		170

# Lifting capacities

## Forces de levage

TNZK



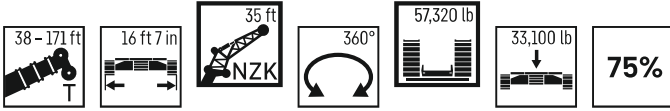
	38 ft			123 ft			135 ft			148 ft			160 ft			171 ft			
	0°	20°	40°	0°	20°	40°	0°	20°	40°	0°	20°	40°	0°	20°	40°	0°	20°	40°	
22				11.7															22
24	9.6			11.6															24
26	9.3			11.5			11												26
28	9.1			11.4			10.9												28
30	8.8			11.3			10.8			10									30
32	8.6			11.2			10.7			9.9			8.9						32
34	8.3			11.1			10.6			9.9			8.9						34
36	8			10.9			10.6			9.8			8.8						36
38	7.8	7.1		10.8			10.5			9.7			8.8						38
40	7.7	6.9		10.6			10.4			9.6			8.7			7.4			40
45	7.2	6.5		10.2	7.8		10			9.4			8.6			7.4			45
50	6.8	6.2		9.7	7.6		9.6	7.5		9.1			8.4			7.3			50
55	6.4	6	5.5	9.3	7.3		9.3	7.3		8.9	7.2		8.2	6.8		7.1			55
60	6.1	5.7	5.4	9	7.1	5.9	8.9	7.1		8.6	6.9		8	6.7		6.9	6.2		60
65	5.9	5.5	5.3	8.7	6.9	5.8	8.6	6.9	5.8	8.3	6.8		7.8	6.5		6.8	6.1		65
70	5.6	5.4	5.2	8.3	6.7	5.7	8.3	6.7	5.7	8	6.6	5.6	7.6	6.4		6.7	6		70
75	5.5	5.3	5.2	8	6.6	5.6	8	6.5	5.6	7.8	6.4	5.6	7.4	6.3	5.5	6.6	5.9		75
80	5.3	5.2	5.2	7.7	6.4	5.6	7.7	6.4	5.5	7.6	6.3	5.5	7.2	6.1	5.4	6.4	5.7		80
85	5.2	5.2	5.2	7.5	6.2	5.5	7.5	6.3	5.5	7.4	6.2	5.4	7	6	5.3	6.2	5.6	5	85
90	5.2	5.2		7.2	6.1	5.4	7.3	6.1	5.4	7.1	6	5.4	6.9	5.9	5.3	6	5.6	5	90
95				7	6	5.4	7.1	6	5.3	7	5.9	5.3	6.7	5.8	5.2	5.8	5.5	5	95
100				6.8	5.9	5.3	6.9	5.9	5.3	6.8	5.8	5.3	6.5	5.7	5.2	5.7	5.4	5	100
105				6.6	5.8	5.3	6.7	5.8	5.3	6.6	5.7	5.2	6.4	5.6	5.1	5.5	5.3	4.9	105
110				6.4	5.6	5.3	6.5	5.7	5.2	6.5	5.6	5.2	6.3	5.5	5.1	5.3	5.2	4.9	110
115				6.3	5.6	5.2	6.3	5.6	5.2	6.3	5.6	5.2	6.2	5.5	5.1	5.2	5.1	4.9	115
120				6.1	5.5	5.2	6.2	5.5	5.2	6.2	5.5	5.2	6	5.4	5.1	5	4.9	4.9	120
125				5.9	5.4	5.2	6.1	5.4	5.2	6	5.4	5.2	5.9	5.3	5.1	4.9	4.8	4.8	125
130				5.8	5.3	5.2	5.9	5.4	5.2	5.9	5.4	5.1	5.8	5.3	5.1	4.8	4.7	4.8	130
135				5.7	5.3	5.2	5.8	5.3	5.2	5.7	5.3	5.1	5.6	5.2	5.1	4.6	4.6	4.7	135
140				5.6	5.3	5.2	5.6	5.3	5.2	5.6	5.2	5.1	5.2	5.2	5.1	4.5	4.5	4.6	140
145				5.3	5.2	5.2	5.4	5.2	5.2	5.4	5.2	5.1	4.7	5.1	5.1	4.3	4.4	4.5	145
150				5.2	5.2	5.2	5.3	5.1	5.2	4.9	5.1	5.1	4.2	4.9	5.1	4	4.3	4.4	150
155				5	5	5.2	5	5.1	5.2	4.4	5	5.1	3.7	4.4	4.9	3.5	4.2	4.3	155
160				4.9	4.9	5.2	4.5	5	5.2	4	4.6	4.9	3.2	3.9	4.4	3.1	3.8	4.2	160
165				4.8	4.8	4.4	4.1	4.5	4.7	3.6	4.1	4.4	2.8	3.5	3.8	2.6	3.4	3.8	165
170				4.4	4.6		3.7	4.1	4.1	3.2	3.6	3.9	2.4	3	3.3	2.2	2.9	3.3	170
175				4.1			3.4	3.6	3.6	2.8	3.2	3.4	2	2.6	2.8	1.9	2.5	2.8	175
180							3	3.2	2.9	2.4	2.8	2.9		2.2	2.4		2.1	2.4	180
185							2.7	2.8		2.1	2.4	2.4		1.8	1.9			1.9	185
190										1.8	2.1	1.9							190



# Lifting capacities

## Forces de levage

TNZK

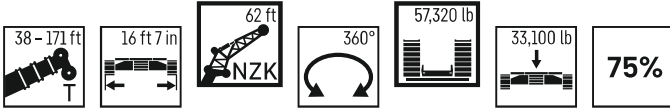


	38 ft			123 ft			135 ft			148 ft			160 ft			171 ft			
	0°	20°	40°	0°	20°	40°	0°	20°	40°	0°	20°	40°	0°	20°	40°	0°	20°	40°	
10	27.4																		10
11	27																		11
12	26.5																		12
13	26.1																		13
14	25.6																		14
15	25.1																		15
16	24.6	24.1																	16
17	24.2	23.7																	17
18	23.7	23.2																	18
19	23.2	22.7																	19
20	22.6	22.2																	20
22	21.5	21.3																	22
24	20.3	20.4	18.5	29.1															24
26	19.1	19.5	18.5	28.6															26
28	18	18.7	18	28.2			25.8												28
30	17.1	17.9	17.3	27.7			25.5												30
32	16.2	17.2	16.6	27.3			25.1			20.3			16.1						32
34	15.4	16.6	16.1	26.9			24.8			20			15.9			13.2			34
36	14.4	16	15.6	26.5			24.5			19.7			15.8			12.9			36
38	13.3	15.3	15.1	26.1	22.7		24.3			19.4			15.5			12.7			38
40	12.1	14.6	14.7	25.7	22.3		24	21.3		19.1			15.3			12.5			40
45	9.7	12.3	13.7	24.5	21.5	18.2	23.1	20.6		18.4	15		14.7			11.9			45
50	8.8	9.6	11.3	23.4	20.5	17.5	22.1	19.9	17.2	17.7	16.6	16.1	14.2	13.6		11.4	10.9		50
55	8.8	8.8	8.8	22.2	19.5	17	20.9	19.2	16.7	17	15.9	15.5	13.6	13	12.6	11	10.5		55
60	8.8	8.8	5.6	20.8	18.6	16.4	19.6	18.5	16.2	16.3	15.3	14.8	13.1	12.5	12.2	10.5	10.1	10	60
65				19.5	17.8	16	18.2	17.8	15.8	15.6	14.7	14.3	12.6	12.1	11.7	10.1	9.7	9.6	65
70				17.8	17.1	15.5	16.4	17	15.4	15	14.1	13.8	12.1	11.6	11.3	9.7	9.3	9.2	70
75				16.1	16.4	15	14.7	15.8	15.1	14.2	13.6	13.3	11.7	11.2	10.9	9.4	9	8.9	75
80				14.5	15.5	14.6	14	14.3	14.7	13	13.1	12.8	11.3	10.8	10.6	9	8.7	8.6	80
85				13	14	14.2	12.9	12.8	13.6	11.6	12.5	12.4	10.9	10.5	10.2	8.7	8.4	8.3	85
90				11.7	12.6	13.2	11.7	12.2	12.3	10.7	11.4	11.9	10.5	10.2	9.9	8.4	8.1	8	90
95				10.4	11.2	11.8	10.5	11.3	11.7	10.2	10.2	11	9.7	9.9	9.6	8.1	7.8	7.8	95
100				9.6	10	10.5	9.8	10.2	10.7	9.6	9.6	9.8	8.7	9.4	9.4	7.8	7.6	7.5	100
105				9.2	8.9	9.3	9.2	9.1	9.6	8.7	9.2	9.2	7.8	8.6	9	7.4	7.3	7.3	105
110				8.8	8.5	8.5	8.3	8.7	8.7	7.8	8.4	8.7	7	7.7	8.3	6.7	7.1	7.1	110
115				8.2	8.2	8.2	7.5	8.1	8.3	7	7.5	8	6.3	6.9	7.4	6	6.7	6.9	115
120				7.4	7.8	8	6.8	7.2	7.6	6.2	6.7	7.1	5.6	6.2	6.6	5.3	6	6.4	120
125				6.8	7.1	7.3	6.1	6.5	6.8	5.5	6	6.3	4.9	5.5	5.9	4.7	5.3	5.7	125
130				6.1	6.4	6.5	5.4	5.8	6	4.9	5.3	5.6	4.3	4.8	5.1	4.1	4.7	5	130
135				5.6	5.8	5.8	4.9	5.2	5.4	4.3	4.7	4.9	3.7	4.2	4.5	3.5	4.1	4.4	135
140				5.1	5.2	4.1	4.4	4.7	4.8	3.8	4.1	4.3	3.1	3.6	3.9	3	3.5	3.8	140
145				4.6	4.7		3.9	4.1	4.2	3.3	3.6	3.8	2.6	3.1	3.3	2.5	3	3.2	145
150							3.4	3.6	3.6	2.8	3.1	3.2	2.2	2.6	2.7	2.1	2.5	2.7	150
155							3	3.2	3	2.4	2.7	2.7		2.1	2.2		2	2.2	155
160							2.7	2.7		2	2.2	2.2							160
165											1.8	1.8							165

# Lifting capacities

## Forces de levage

TNZK




	38 ft			123 ft			135 ft			148 ft			160 ft			171 ft			
	0°	20°	40°	0°	20°	40°	0°	20°	40°	0°	20°	40°	0°	20°	40°	0°	20°	40°	
11	9.8																		11
12	10																		12
13	10.2																		13
14	10.3																		14
15	10.4																		15
16	10.4																		16
17	10.4																		17
18	10.4																		18
19	10.4																		19
20	10.2																		20
22	9.9			11.7															22
24	9.6			11.6															24
26	9.3			11.5			11												26
28	9.1	7.9		11.4			10.9												28
30	8.8	7.8		11.3			10.8			10									30
32	8.6	7.6		11.2			10.7			9.9			8.9						32
34	8.3	7.4		11.1			10.6			9.9			8.9						34
36	8	7.2		10.9			10.6			9.8			8.8						36
38	7.8	7.1		10.8			10.5			9.7			8.8						38
40	7.7	6.9		10.6			10.4			9.6			8.7			7.4			40
45	7.2	6.5	5.9	10.2	7.8		10			9.4			8.6			7.4			45
50	6.8	6.2	5.7	9.7	7.6		9.6	7.5		9.1			8.4			7.3			50
55	6.4	6	5.5	9.3	7.3		9.3	7.3		8.9	7.2		8.2	6.8		7.1			55
60	6.1	5.7	5.4	9	7.1	5.9	8.9	7.1		8.6	6.9		8	6.7		6.9	6.2		60
65	5.9	5.5	5.3	8.7	6.9	5.8	8.6	6.9	5.8	8.3	6.8		7.8	6.5		6.8	6.1		65
70	5.6	5.4	5.2	8.3	6.7	5.7	8.3	6.7	5.7	8	6.6	5.6	7.6	6.4		6.7	6		70
75	5.5	5.3	5.2	8	6.6	5.6	8	6.5	5.6	7.8	6.4	5.6	7.4	6.3	5.5	6.6	5.9		75
80	5.3	5.2	5.2	7.7	6.4	5.6	7.7	6.4	5.5	7.6	6.3	5.5	7.2	6.1	5.4	6.4	5.7		80
85	5.2	5.2	5.2	7.5	6.2	5.5	7.5	6.3	5.5	7.4	6.2	5.4	7	6	5.3	6.2	5.6	5	85
90	5.2	5.2		7.2	6.1	5.4	7.3	6.1	5.4	7.1	6	5.4	6.9	5.9	5.3	6	5.6	5	90
95				7	6	5.4	7.1	6	5.3	7	5.9	5.3	6.7	5.8	5.2	5.8	5.5	5	95
100				6.8	5.9	5.3	6.9	5.9	5.3	6.8	5.8	5.3	6.5	5.7	5.2	5.7	5.4	5	100
105				6.6	5.8	5.3	6.7	5.8	5.3	6.6	5.7	5.2	6.4	5.6	5.1	5.5	5.3	4.9	105
110				6.4	5.6	5.3	6.5	5.7	5.2	6.5	5.6	5.2	6.3	5.5	5.1	5.3	5.2	4.9	110
115				6.3	5.6	5.2	6.3	5.6	5.2	6.3	5.6	5.2	6.2	5.5	5.1	5.2	5.1	4.9	115
120				6.1	5.5	5.2	6.1	5.5	5.2	6	5.5	5.2	5.8	5.4	5.1	5	4.9	4.9	120
125				5.9	5.4	5.2	5.9	5.4	5.2	5.9	5.4	5.2	5.3	5.3	5.1	4.8	4.8	4.8	125
130				5.7	5.3	5.2	5.8	5.4	5.2	5.6	5.3	5.1	4.7	5.3	5.1	4.4	4.7	4.8	130
135				5.5	5.3	5.2	5.6	5.3	5.2	5	5.2	5.1	4.2	5	5.1	3.9	4.6	4.7	135
140				5.4	5.2	5.2	5.1	5.2	5.2	4.5	5.2	5.1	3.7	4.6	5.1	3.3	4.2	4.6	140
145				5.2	5.1	5.2	4.6	5.2	5.2	4	4.7	5.1	3.2	4	4.7	2.9	3.8	4.4	145
150				4.7	5	5.2	4.1	4.7	5	3.5	4.2	4.7	2.8	3.5	4.1	2.5	3.3	3.9	150
155				4.3	4.7	4.9	3.6	4.2	4.5	3.1	3.7	4.1	2.3	3.1	3.6	2	2.8	3.4	155
160				3.9	4.2	4.3	3.3	3.7	3.9	2.7	3.3	3.6	1.9	2.6	3.1		2.4	2.9	160
165				3.5	3.8	3.7	2.9	3.3	3.4	2.3	2.8	3.1		2.2	2.6		2	2.5	165
170				3.2	3.4		2.5	2.9	2.9	1.9	2.4	2.6		1.8	2.1			2	170
175				2.9			2.2	2.5	2.4		2	2.2							175
180							1.9	2.1	1.8										180

# Lifting heights

## Hauteurs de levage

TVK

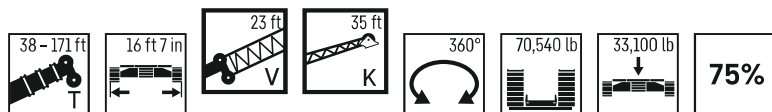


U\$2855.01

# Lifting capacities

## Forces de levage

TVK

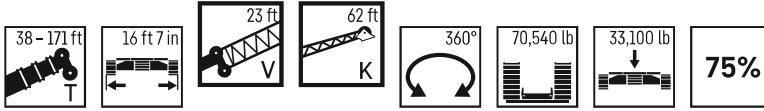


	38 ft + 23 ft			135 ft + 23 ft			148 ft + 23 ft			160 ft + 23 ft			171 ft + 23 ft			
	0°	20°	40°	0°	20°	40°	0°	20°	40°	0°	20°	40°	0°	20°	40°	
22	8															22
24	7.9															24
26	7.8															26
28	7.7															28
30	7.5															30
32	7.3	7.3		9.2												32
34	7.1	7.1		9.1			8.5									34
36	6.9	6.9		9			8.4									36
38	6.7	6.8		8.8			8.3			6.7						38
40	6.5	6.6	6.7	8.7			8.2			6.6						40
45	6.1	6.1	6.3	8.4	8		8			6.6			5.2			45
50	5.7	5.7	5.9	8.2	7.8		7.7	7.4		6.6			5.1			50
55	5.3	5.3	5.5	7.9	7.5	7.2	7.5	7.2		6.5	6.5		5	5.2		55
60	4.9	5	5.1	7.6	7.2	7	7.3	6.9	6.7	6.4	6.2	5.8	5	5.1		60
65	4.5	4.7	4.8	7.3	6.9	6.7	7	6.7	6.5	6.3	6	5.8	4.9	4.9	4.8	65
70	4.2	4.3	4.5	7	6.7	6.5	6.8	6.5	6.3	6.1	5.8	5.6	4.8	4.7	4.7	70
75	3.9	4	4.2	6.8	6.5	6.3	6.6	6.3	6.1	5.8	5.6	5.4	4.6	4.5	4.5	75
80	3.6	3.7	3.9	6.6	6.2	6.1	6.3	6.1	5.9	5.6	5.4	5.3	4.4	4.3	4.3	80
85	3.3	3.5	3.6	6.3	6	5.9	6.1	5.8	5.7	5.4	5.2	5.1	4.2	4.2	4.2	85
90	3.1	3.2	3.3	6.1	5.8	5.7	5.9	5.7	5.5	5.3	5	4.9	4	4	4	90
95	2.9	3	3.1	5.8	5.6	5.5	5.7	5.5	5.3	5.1	4.8	4.7	3.9	3.9	3.9	95
100	2.7	2.8	2.8	5.6	5.4	5.3	5.5	5.3	5.2	4.9	4.7	4.6	3.7	3.7	3.7	100
105	2.6	2.7	2.7	5.4	5.2	5.1	5.3	5.1	5	4.8	4.5	4.5	3.6	3.5	3.6	105
110				5.2	5	4.9	5.2	5	4.9	4.6	4.4	4.3	3.4	3.4	3.4	110
115				5	4.8	4.8	5	4.8	4.7	4.5	4.3	4.2	3.3	3.3	3.3	115
120				4.8	4.6	4.6	4.8	4.7	4.6	4.3	4.1	4.1	3.2	3.2	3.2	120
125				4.6	4.5	4.5	4.6	4.5	4.4	4.2	4	3.9	3.1	3	3	125
130				4.4	4.3	4.3	4.5	4.3	4.3	4.1	3.9	3.8	3	2.9	2.9	130
135				4.2	4.1	4.1	4.3	4.2	4.2	3.9	3.8	3.7	2.8	2.8	2.8	135
140				4	3.9	4	4.1	4	4	3.7	3.7	3.6	2.7	2.7	2.7	140
145				3.9	3.8	3.8	3.9	3.9	3.9	3.4	3.6	3.5	2.6	2.6	2.6	145
150				3.7	3.7	3.7	3.8	3.8	3.8	3	3.4	3.4	2.5	2.5	2.5	150
155				3.5	3.5	3.6	3.6	3.6	3.6	2.5	3	3.2	2.2	2.4	2.4	155
160				3.4	3.4	3.4	3.1	3.4	3.5	2.1	2.5	2.8	1.8	2.2	2.3	160
165				3.2	3.3	3.3	2.7	3.1	3.3		2.1	2.4		1.8	2.2	165
170				2.9	3.1	3.2	2.3	2.7	2.8			2				170
175				2.5	2.8	2.9	2	2.3	2.4							175
180				2.2	2.4	2.5		1.9	2							180
185				1.8	2	2.1										185

# Lifting capacities

## Forces de levage

TVK




	38 ft + 23 ft			135 ft + 23 ft			148 ft + 23 ft			160 ft + 23 ft			171 ft + 23 ft			
	62 ft															
	0°	20°	40°	0°	20°	40°	0°	20°	40°	0°	20°	40°	0°	20°	40°	
28	5.8															28
30	5.7															30
32	5.6															32
34	5.4															34
36	5.3															36
38	5.2			6.4												38
40	5			6.3			5.9									40
45	4.7	4.9		6.1			5.8			4.9			3.6			45
50	4.4	4.6		5.9			5.6			4.9			3.5			50
55	4.1	4.3		5.7			5.4			4.8			3.4			55
60	3.9	4	4.2	5.5			5.3			4.6			3.3			60
65	3.6	3.8	3.9	5.3	5		5.1	4.8		4.5			3.2			65
70	3.4	3.5	3.7	5.2	4.8		4.9	4.7		4.4	4.4		3.1	3.3		70
75	3.2	3.3	3.5	5	4.7		4.7	4.5		4.3	4.3		3.1	3.3		75
80	3	3.1	3.2	4.8	4.5	4.3	4.6	4.3	4.1	4.2	4.1		3	3.2		80
85	2.8	2.9	3	4.6	4.3	4.1	4.4	4.2	4	4.1	4	3.9	2.9	3.1		85
90	2.6	2.7	2.9	4.4	4.2	4	4.3	4	3.9	4	3.8	3.8	2.8	3	3	90
95	2.5	2.6	2.7	4.3	4	3.9	4.1	3.9	3.8	3.9	3.7	3.6	2.7	2.9	2.9	95
100	2.4	2.4	2.5	4.1	3.8	3.7	4	3.7	3.6	3.8	3.6	3.5	2.7	2.8	2.8	100
105	2.3	2.4	2.4	3.9	3.7	3.6	3.8	3.6	3.5	3.7	3.5	3.4	2.6	2.7	2.7	105
110	2.2	2.3	2.3	3.8	3.6	3.5	3.7	3.5	3.4	3.5	3.4	3.3	2.5	2.6	2.6	110
115	2.2	2.2	2.2	3.6	3.4	3.4	3.5	3.4	3.3	3.4	3.3	3.2	2.4	2.5	2.5	115
120	2.2	2.2	2.2	3.5	3.3	3.2	3.4	3.2	3.2	3.3	3.2	3.1	2.3	2.4	2.5	120
125	2.2	2.2	2.2	3.4	3.2	3.1	3.3	3.1	3.1	3.2	3.1	3	2.2	2.3	2.4	125
130	2.2	2.2	2.2	3.2	3.1	3	3.2	3	3	3.1	3	2.9	2.1	2.2	2.3	130
135	2.2	2.2		3.1	3	2.9	3.1	2.9	2.9	3	2.9	2.8	1.9	2.1	2.2	135
140				3	2.9	2.9	3	2.8	2.8	2.9	2.8	2.7	1.8	2	2.1	140
145				2.9	2.8	2.8	2.9	2.8	2.7	2.8	2.7	2.7		1.8	2	145
150				2.8	2.7	2.7	2.8	2.7	2.6	2.7	2.6	2.6			1.8	150
155				2.7	2.6	2.6	2.7	2.6	2.6	2.6	2.5	2.5				155
160				2.6	2.5	2.5	2.6	2.5	2.5	2.3	2.5	2.4				160
165				2.5	2.4	2.4	2.5	2.4	2.4	2	2.4	2.4				165
170				2.4	2.3	2.4	2.4	2.3	2.3		2.3	2.3				170
175				2.3	2.3	2.3	2.2	2.2	2.3		2	2.3				175
180				2.2	2.2	2.2	1.9	2.2	2.2			2.1				180
185				2.1	2.1	2.2		2.1	2.2			1.8				185
190				1.8	2.1	2.1		1.8	2.1							190
195					1.9	2			1.8							195
200						1.8										200

# Lifting heights

## Hauteurs de levage

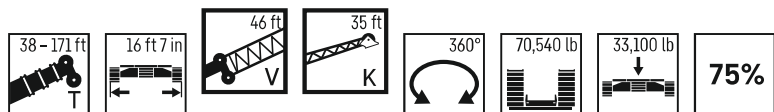
TVK



# Lifting capacities

## Forces de levage

TVK



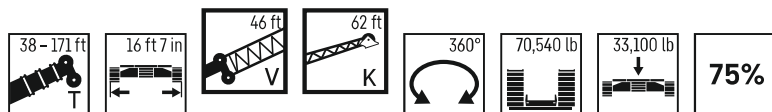
	38 ft + 46 ft			135 ft + 46 ft			148 ft + 46 ft			160 ft + 46 ft			171 ft + 46 ft			
	0°	20°	40°	0°	20°	40°	0°	20°	40°	0°	20°	40°	0°	20°	40°	
19	10.8															19
20	10.6															20
22	10.3															22
24	9.9															24
26	9.6															26
28	9.3			12.6												28
30	9	8.9		12.4			11.6									30
32	8.7	8.7		12.1			11.5			10.7						32
34	8.4	8.4		11.9			11.3			10.5						34
36	8.1	8.1	8.1	11.7			11.1			10.4			8.7			36
38	7.9	7.9	7.9	11.5			11			10.3			8.6			38
40	7.6	7.6	7.7	11.4	10.6		10.8			10.1			8.5			40
45	7.1	7.1	7.1	11	10.1		10.4	9.7		9.8	9.3		8.1			45
50	6.6	6.6	6.6	10.6	9.7	8.9	10.1	9.4		9.5	9		7.8	7.4		50
55	6.1	6.2	6.2	10.1	9.3	8.7	9.7	9.1	8.5	9.2	8.7	8.1	7.5	7.3		55
60	5.8	5.9	5.8	9.7	8.9	8.3	9.4	8.8	8.2	8.9	8.4	8	7.2	7	6.8	60
65	5.4	5.5	5.5	9.3	8.6	8.1	9.1	8.5	7.9	8.6	8.1	7.7	6.9	6.7	6.6	65
70	4.7	5.2	5.3	9	8.3	7.8	8.7	8.2	7.7	8.3	7.9	7.5	6.7	6.5	6.4	70
75	4.4	4.5	4.8	8.6	8	7.5	8.4	7.9	7.4	8.1	7.6	7.2	6.4	6.2	6.1	75
80	4.4	4.4	4.4	8.2	7.7	7.3	8.1	7.6	7.2	7.8	7.4	7	6.2	6	5.9	80
85	4.4	4.4		7.9	7.4	7	7.8	7.4	7	7.6	7.2	6.8	6	5.8	5.7	85
90				7.6	7.2	6.8	7.6	7.1	6.8	7.3	6.9	6.6	5.8	5.6	5.5	90
95				7.3	6.9	6.6	7.3	6.9	6.6	7.1	6.7	6.5	5.6	5.4	5.3	95
100				7.1	6.7	6.4	7.1	6.7	6.4	6.9	6.6	6.3	5.4	5.2	5.1	100
105				6.8	6.5	6.2	6.8	6.5	6.2	6.7	6.4	6.1	5.2	5	4.9	105
110				6.6	6.3	6.1	6.6	6.3	6.1	6.5	6.2	6	5	4.8	4.8	110
115				6.4	6.1	5.9	6.4	6.1	5.9	6.3	6.1	5.9	4.9	4.7	4.6	115
120				6.2	6	5.8	6.2	6	5.8	6.1	5.9	5.7	4.7	4.5	4.5	120
125				6	5.8	5.6	6	5.8	5.6	5.9	5.8	5.6	4.5	4.4	4.4	125
130				5.8	5.6	5.5	5.9	5.7	5.5	5.5	5.6	5.5	4.4	4.3	4.2	130
135				5.6	5.5	5.4	5.6	5.6	5.4	5	5.4	5.4	4.2	4.2	4.1	135
140				5.4	5.3	5.3	5.2	5.4	5.3	4.4	5	5.2	4	4	4	140
145				5.2	5.1	5.1	4.7	5.1	5.1	3.9	4.4	4.7	3.7	3.9	3.9	145
150				4.7	4.9	4.9	4.2	4.5	4.7	3.4	3.9	4.2	3.2	3.6	3.8	150
155				4.2	4.5	4.6	3.7	4	4.2	2.9	3.4	3.6	2.7	3.2	3.5	155
160				3.8	4	4.1	3.2	3.6	3.7	2.5	2.9	3.1	2.3	2.7	3	160
165				3.4	3.6	3.6	2.8	3.1	3.2	2.1	2.4	2.6	1.9	2.3	2.6	165
170				3	3.2	3.2	2.4	2.7	2.8		2	2.2		1.9	2.1	170
175				2.6	2.8	2.7	2.1	2.3	2.4							175
180				2.3	2.1			1.9	1.9							180



# Lifting capacities

## Forces de levage

TVK

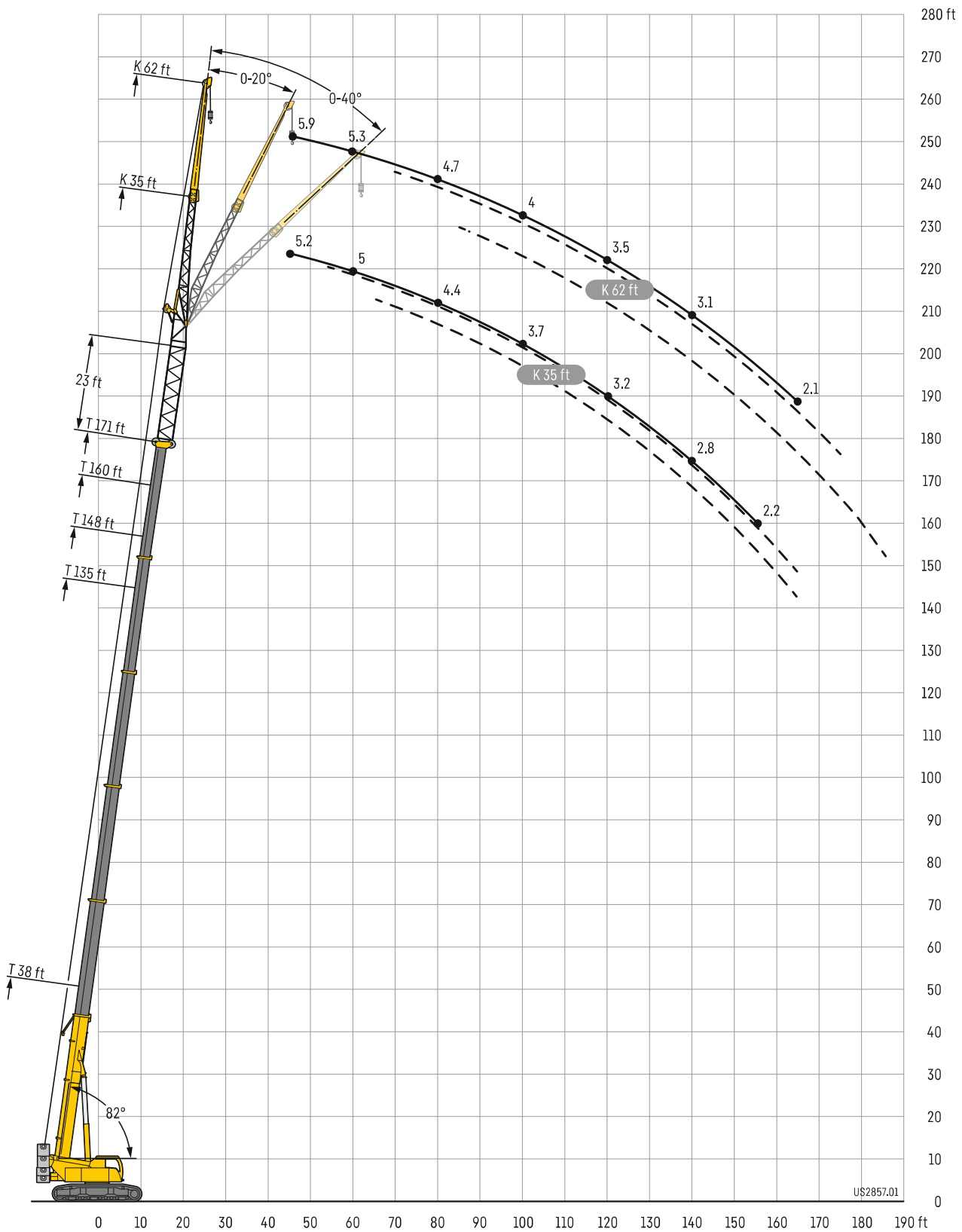


	38 ft + 46 ft			135 ft + 46 ft			148 ft + 46 ft			160 ft + 46 ft			171 ft + 46 ft			
	0°	20°	40°	0°	20°	40°	0°	20°	40°	0°	20°	40°	0°	20°	40°	
26	7.5															26
28	7.5															28
30	7.5															30
32	7.3			8.5												32
34	7.1			8.4			8									34
36	7			8.4			7.9									36
38	6.8			8.3			7.9			7.4						38
40	6.7			8.3			7.8			7.3			6			40
45	6.3	6.2		8.2			7.7			7.2			5.9			45
50	6	6		8			7.6			7.1			5.7			50
55	5.6	5.7	5.4	7.8	6.8		7.4			7			5.5			55
60	5.3	5.3	5.3	7.5	6.7		7.2	6.5		6.8			5.3			60
65	4.9	5	5.1	7.3	6.5		7	6.4		6.7	6.2		5.1			65
70	4.6	4.8	4.9	7.1	6.4		6.9	6.3		6.5	6.1		5	4.8		70
75	4.3	4.5	4.6	6.9	6.2	5.5	6.7	6.1	5.4	6.3	5.9		4.8	4.7		75
80	4.1	4.3	4.4	6.7	6.1	5.4	6.5	5.9	5.4	6.2	5.8	5.3	4.6	4.5		80
85	3.8	4	4.2	6.5	5.9	5.3	6.3	5.8	5.3	6	5.6	5.2	4.5	4.4	4.3	85
90	3.6	3.8	4	6.3	5.7	5.3	6.1	5.6	5.2	5.9	5.5	5.2	4.3	4.2	4.2	90
95	3.4	3.5	3.7	6	5.6	5.2	5.9	5.5	5.1	5.7	5.3	5.1	4.2	4.1	4.1	95
100	3.2	3.3	3.4	5.9	5.4	5.1	5.7	5.3	5	5.6	5.2	4.9	4	3.9	3.9	100
105	3	3.1	3.3	5.7	5.2	5	5.6	5.2	4.9	5.4	5	4.8	3.9	3.8	3.8	105
110	2.9	3		5.5	5.1	4.9	5.4	5	4.8	5.3	4.9	4.7	3.8	3.7	3.7	110
115				5.3	4.9	4.7	5.3	4.9	4.7	5.1	4.8	4.6	3.6	3.6	3.6	115
120				5.1	4.8	4.6	5.1	4.8	4.6	5	4.7	4.5	3.5	3.5	3.5	120
125				4.9	4.7	4.5	4.9	4.7	4.5	4.9	4.6	4.4	3.4	3.4	3.4	125
130				4.7	4.5	4.4	4.8	4.5	4.4	4.7	4.5	4.3	3.3	3.2	3.3	130
135				4.5	4.4	4.3	4.6	4.4	4.3	4.6	4.3	4.3	3.2	3.1	3.2	135
140				4.4	4.2	4.2	4.5	4.3	4.2	4.5	4.2	4.2	3.1	3.1	3.1	140
145				4.2	4.1	4.1	4.3	4.2	4.1	4.2	4.1	4.1	3	3	3	145
150				4.1	4	4	4.2	4.1	4	3.9	4	4	2.9	2.9	2.9	150
155				3.9	3.9	3.9	4.1	3.9	3.9	3.4	4	3.9	2.8	2.8	2.9	155
160				3.8	3.7	3.8	3.8	3.8	3.8	3	3.7	3.9	2.5	2.7	2.8	160
165				3.6	3.6	3.6	3.4	3.7	3.7	2.6	3.4	3.7	2.2	2.6	2.7	165
170				3.5	3.5	3.5	3	3.6	3.6	2.2	2.9	3.4	1.8	2.5	2.6	170
175				3.2	3.4	3.5	2.6	3.2	3.5	1.9	2.6	3		2.2	2.6	175
180				2.9	3.2	3.4	2.3	2.8	3.1		2.2	2.6		1.9	2.3	180
185				2.5	2.9	3	2	2.4	2.7		1.8	2.1			1.9	185
190				2.2	2.5	2.6		2.1	2.3							190
195				1.9	2.2	2.2			1.9							195
200					1.9	1.8										200

# Lifting heights

## Hauteurs de levage

TVNZK



# Lifting capacities

## Forces de levage

TVNZK



	38 ft + 23 ft			135 ft + 23 ft			148 ft + 23 ft			160 ft + 23 ft			171 ft + 23 ft			
	0°	20°	40°	0°	20°	40°	0°	20°	40°	0°	20°	40°	0°	20°	40°	
24	7.8															24
26	7.7															26
28	7.5															28
30	7.4															30
32	7.2	7.2		9												32
34	7	7		9												34
36	6.8	6.9		8.8			8.3									36
38	6.6	6.7		8.7			8.2			6.8						38
40	6.4	6.5	6.6	8.6			8.1			6.7						40
45	6	6	6.2	8.3	7.9		7.8			6.6			5.2			45
50	5.6	5.6	5.8	8	7.7		7.6	7.3		6.6			5.1			50
55	5.2	5.3	5.4	7.7	7.4	7.1	7.4	7.1		6.5	6.5		5	5.2		55
60	4.8	4.9	5	7.5	7.1	6.9	7.1	6.8	6.6	6.5	6.2		5	5.1		60
65	4.4	4.6	4.7	7.2	6.8	6.6	6.9	6.6	6.4	6.3	6	5.8	5	4.9	4.8	65
70	4	4.2	4.4	6.9	6.6	6.4	6.7	6.4	6.2	6.1	5.8	5.6	4.8	4.7	4.7	70
75	3.8	3.9	4.1	6.6	6.3	6.2	6.4	6.1	6	5.9	5.6	5.4	4.6	4.5	4.5	75
80	3.5	3.6	3.7	6.4	6.1	5.9	6.2	5.9	5.8	5.7	5.4	5.3	4.4	4.4	4.3	80
85	3.2	3.4	3.5	6.2	5.9	5.7	6	5.7	5.6	5.5	5.2	5.1	4.2	4.2	4.2	85
90	3	3.1	3.2	5.9	5.7	5.5	5.8	5.5	5.4	5.3	5	4.9	4.1	4	4	90
95	2.8	2.9	2.9	5.7	5.5	5.4	5.6	5.4	5.2	5.1	4.9	4.8	3.9	3.9	3.9	95
100	2.6	2.7	2.7	5.5	5.3	5.2	5.4	5.2	5.1	4.9	4.7	4.6	3.7	3.7	3.7	100
105	2.5	2.5	2.6	5.3	5.1	5	5.2	5	4.9	4.8	4.6	4.5	3.6	3.5	3.6	105
110				5.1	4.9	4.8	5	4.8	4.8	4.6	4.4	4.3	3.5	3.4	3.4	110
115				4.8	4.7	4.7	4.8	4.7	4.6	4.5	4.3	4.2	3.3	3.3	3.3	115
120				4.6	4.5	4.5	4.7	4.5	4.5	4.4	4.1	4.1	3.2	3.2	3.2	120
125				4.4	4.4	4.3	4.5	4.4	4.3	4.2	4	3.9	3.1	3	3.1	125
130				4.2	4.2	4.2	4.3	4.2	4.2	4.1	3.9	3.8	3	2.9	2.9	130
135				4	4	4	4.1	4.1	4.1	3.9	3.8	3.7	2.9	2.8	2.8	135
140				3.9	3.8	3.9	4	3.9	3.9	3.8	3.7	3.6	2.8	2.7	2.7	140
145				3.7	3.7	3.7	3.8	3.8	3.8	3.4	3.6	3.5	2.7	2.6	2.6	145
150				3.6	3.6	3.6	3.7	3.7	3.7	2.9	3.4	3.4	2.5	2.5	2.5	150
155				3.4	3.4	3.4	3.4	3.5	3.5	2.5	3	3.2	2.2	2.4	2.4	155
160				3.3	3.3	3.3	3	3.3	3.4	2.1	2.5	2.8		2.2	2.3	160
165				3.1	3.1	3.1	2.5	2.9	3.1		2.1	2.3		1.8	2.1	165
170				2.7	2.9	3	2.1	2.5	2.7			1.9				170
175				2.3	2.6	2.7	1.8	2.1	2.2							175
180				2	2.2	2.3			1.8							180
185					1.9	1.9										185

# Lifting capacities

## Forces de levage

# TVNZK

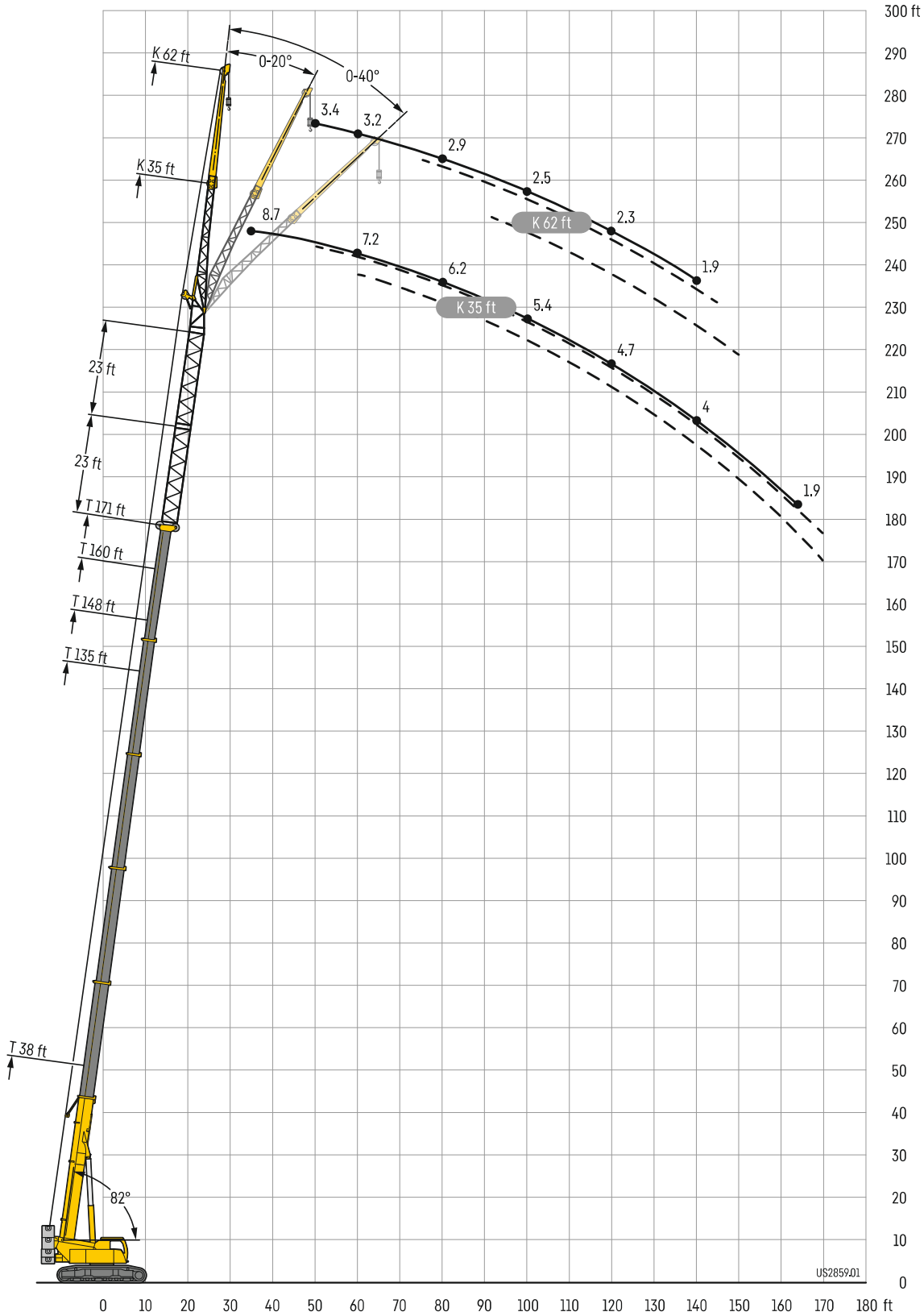


	38 ft + 23 ft			135 ft + 23 ft			148 ft + 23 ft			160 ft + 23 ft			171 ft + 23 ft			
	62 ft															
	0°	20°	40°	0°	20°	40°	0°	20°	40°	0°	20°	40°	0°	20°	40°	
26	7.4															26
28	7.4															28
30	7.4															30
32	7.3															32
34	7.1			8.4												34
36	6.9			8.3			7.9									36
38	6.8			8.3			7.8									38
40	6.7			8.2			7.8			7.3						40
45	6.3	6.2		8.1			7.6			7.2			5.9			45
50	5.9	5.9		7.9			7.5			7			5.7			50
55	5.6	5.6	5.4	7.7			7.3			6.9			5.5			55
60	5.2	5.3	5.2	7.4	6.6		7.1	6.5		6.7			5.3			60
65	4.9	5	5.1	7.2	6.4		6.9	6.3		6.6	6.1		5.2			65
70	4.5	4.7	4.8	7	6.3		6.8	6.2		6.4	6		5	4.9		70
75	4.2	4.5	4.6	6.8	6.1	5.4	6.6	6	5.4	6.3	5.8		4.9	4.7		75
80	4	4.2	4.4	6.6	6	5.4	6.4	5.9	5.3	6.1	5.7	5.2	4.7	4.6		80
85	3.7	3.9	4.1	6.4	5.8	5.3	6.2	5.7	5.3	5.9	5.5	5.2	4.5	4.4	4.3	85
90	3.5	3.7	3.9	6.2	5.7	5.2	6	5.5	5.2	5.8	5.4	5.1	4.3	4.3	4.2	90
95	3.3	3.4	3.6	6	5.5	5.1	5.9	5.4	5.1	5.6	5.2	5	4.2	4.1	4.1	95
100	3.1	3.2	3.4	5.8	5.3	5.1	5.7	5.2	5	5.5	5.1	4.9	4	4	4	100
105	2.9	3	3.2	5.6	5.2	4.9	5.5	5.1	4.9	5.3	5	4.8	3.9	3.8	3.9	105
110	2.8	2.9		5.4	5	4.8	5.3	4.9	4.8	5.2	4.9	4.7	3.8	3.7	3.8	110
115				5.2	4.9	4.7	5.2	4.8	4.7	5	4.7	4.6	3.7	3.6	3.6	115
120				5	4.7	4.6	5	4.7	4.5	4.9	4.6	4.5	3.5	3.5	3.5	120
125				4.8	4.6	4.5	4.9	4.6	4.4	4.8	4.5	4.4	3.4	3.4	3.4	125
130				4.6	4.4	4.4	4.7	4.4	4.3	4.6	4.4	4.3	3.3	3.3	3.3	130
135				4.4	4.3	4.3	4.5	4.3	4.2	4.5	4.3	4.2	3.2	3.2	3.2	135
140				4.3	4.2	4.2	4.4	4.2	4.1	4.4	4.2	4.1	3.1	3.1	3.1	140
145				4.1	4	4	4.2	4.1	4.1	4.1	4.1	4	3	3	3.1	145
150				4	3.9	3.9	4.1	4	4	3.7	4	4	2.9	2.9	3	150
155				3.8	3.8	3.8	3.9	3.9	3.9	3.3	3.9	3.9	2.8	2.8	2.9	155
160				3.7	3.6	3.7	3.7	3.7	3.8	2.8	3.6	3.8	2.5	2.7	2.8	160
165				3.5	3.5	3.6	3.2	3.6	3.7	2.4	3.2	3.7	2.1	2.6	2.7	165
170				3.4	3.4	3.5	2.9	3.4	3.6	2.1	2.8	3.3		2.5	2.6	170
175				3.1	3.3	3.4	2.5	3.1	3.3		2.4	2.8		2.1	2.5	175
180				2.7	3.1	3.2	2.1	2.7	2.9		2	2.4			2.2	180
185				2.4	2.8	2.9	1.8	2.3	2.5			2			1.8	185
190				2.1	2.4	2.4		1.9	2.1							190
195				1.8	2.1	2										195

# Lifting heights

## Hauteurs de levage

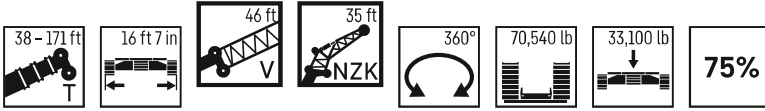
TVNZK



# Lifting capacities

## Forces de levage

TVNZK

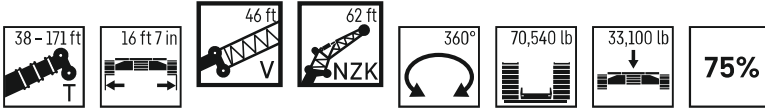


	38 ft + 46 ft			135 ft + 46 ft			148 ft + 46 ft			160 ft + 46 ft			171 ft + 46 ft			
	0°	20°	40°	0°	20°	40°	0°	20°	40°	0°	20°	40°	0°	20°	40°	
20	10.7															20
22	10.4															22
24	10															24
26	9.7															26
28	9.4	9.3		12.6												28
30	9.1	9		12.4			11.7									30
32	8.8	8.7		12.2			11.5									32
34	8.5	8.5		12			11.4			10.6						34
36	8.2	8.2	8.2	11.8			11.2			10.4			8.7			36
38	7.9	8	7.9	11.6			11			10.3			8.6			38
40	7.7	7.7	7.7	11.4	10.6		10.9			10.2			8.5			40
45	7.1	7.2	7.1	11	10.2		10.5	9.8		9.8			8.1			45
50	6.6	6.7	6.6	10.6	9.8	8.9	10.1	9.5		9.5	9.1		7.8	7.4		50
55	6.2	6.2	6.2	10.2	9.4	8.7	9.8	9.1	8.6	9.2	8.8		7.5	7.3		55
60	5.8	5.9	5.8	9.8	9	8.4	9.4	8.8	8.3	9	8.5	8	7.2	7	6.8	60
65	5.5	5.6	5.6	9.4	8.6	8.1	9.1	8.5	7.9	8.7	8.2	7.7	7	6.8	6.6	65
70	4.7	5.2	5.3	9	8.3	7.8	8.8	8.2	7.7	8.4	7.9	7.5	6.7	6.5	6.4	70
75	4.4	4.6	4.8	8.6	8	7.5	8.5	7.9	7.5	8.1	7.7	7.3	6.5	6.3	6.1	75
80	4.4	4.4	4.4	8.3	7.7	7.3	8.2	7.6	7.2	7.9	7.4	7	6.2	6	5.9	80
85	4.4	4.4		8	7.4	7	7.9	7.4	7	7.6	7.2	6.8	6	5.8	5.7	85
90				7.7	7.2	6.8	7.6	7.1	6.8	7.4	7	6.6	5.8	5.6	5.5	90
95				7.4	6.9	6.6	7.3	6.9	6.6	7.1	6.8	6.5	5.6	5.4	5.3	95
100				7.1	6.7	6.4	7.1	6.7	6.4	6.9	6.6	6.3	5.4	5.2	5.1	100
105				6.8	6.5	6.2	6.9	6.5	6.2	6.7	6.4	6.1	5.2	5	4.9	105
110				6.6	6.3	6.1	6.6	6.3	6.1	6.5	6.3	6	5	4.8	4.8	110
115				6.4	6.1	5.9	6.4	6.1	5.9	6.4	6.1	5.9	4.9	4.7	4.6	115
120				6.2	6	5.8	6.2	6	5.8	6.2	6	5.7	4.7	4.5	4.5	120
125				6	5.8	5.6	6	5.8	5.6	5.9	5.8	5.6	4.6	4.4	4.4	125
130				5.8	5.6	5.5	5.9	5.7	5.5	5.6	5.6	5.5	4.4	4.3	4.2	130
135				5.6	5.5	5.4	5.6	5.6	5.4	5	5.4	5.4	4.3	4.2	4.1	135
140				5.4	5.3	5.3	5.2	5.4	5.3	4.5	5	5.2	4	4.1	4	140
145				5.1	5.1	5.1	4.7	5.1	5.2	3.9	4.4	4.7	3.7	3.9	3.9	145
150				4.7	4.9	4.9	4.2	4.6	4.7	3.4	3.9	4.1	3.2	3.6	3.8	150
155				4.2	4.5	4.6	3.7	4.1	4.2	2.9	3.3	3.6	2.7	3.2	3.4	155
160				3.8	4.1	4.1	3.2	3.6	3.7	2.5	2.9	3.1	2.3	2.7	3	160
165				3.4	3.6	3.6	2.8	3.1	3.2	2.1	2.4	2.6	1.9	2.3	2.5	165
170				3	3.2	3.2	2.4	2.7	2.7		2	2.1		1.9	2.1	170
175				2.6	2.8	2.7	2.1	2.3	2.3							175
180				2.3	2.1			1.9	1.9							180

# Lifting capacities

## Forces de levage

TVNZK



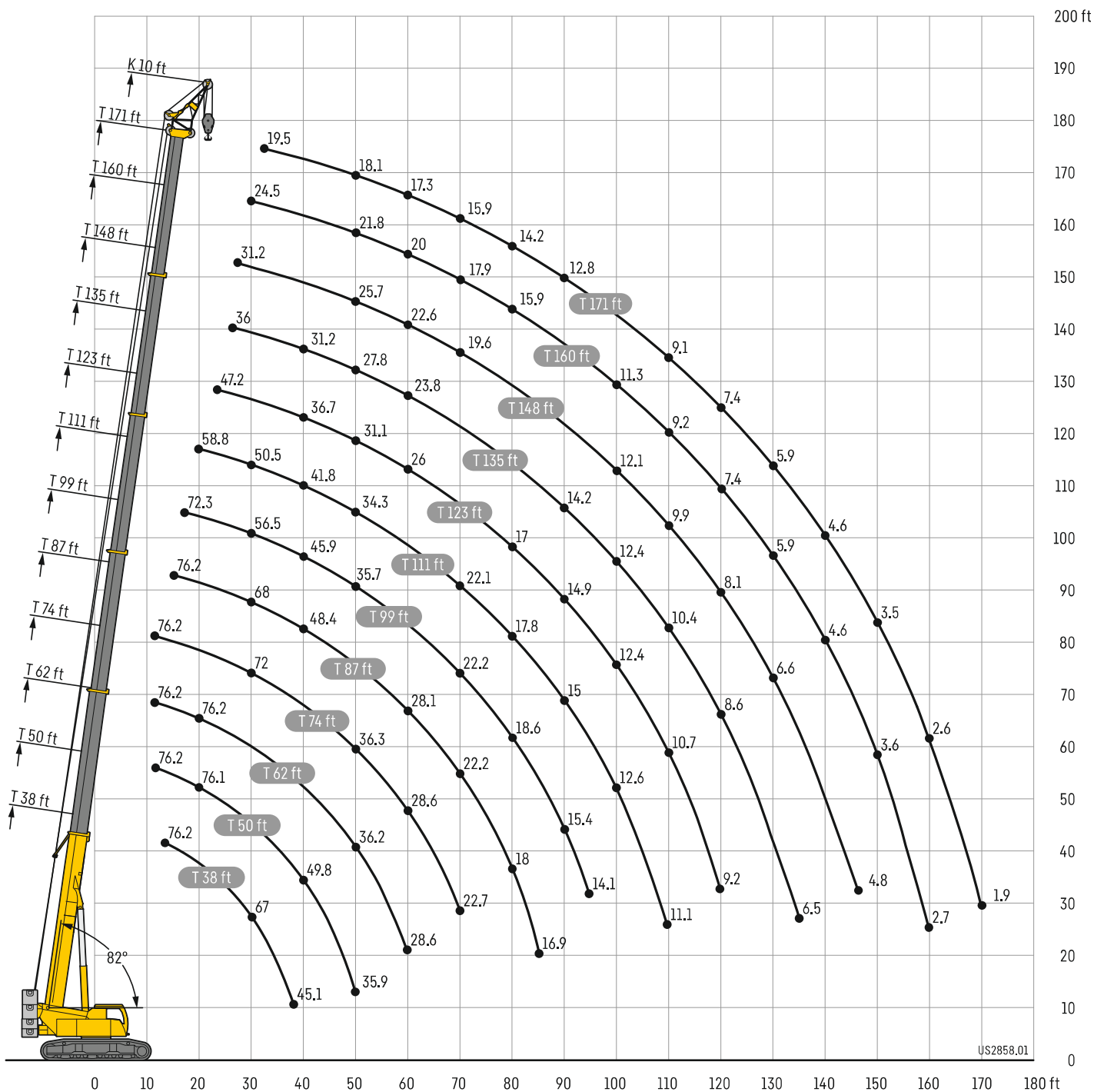
	38 ft + 46 ft			135 ft + 46 ft			148 ft + 46 ft			160 ft + 46 ft			171 ft + 46 ft			
	0°	20°	40°	0°	20°	40°	0°	20°	40°	0°	20°	40°	0°	20°	40°	
28	5.8															28
30	5.6															30
32	5.5															32
34	5.4															34
36	5.2															36
38	5.1															38
40	5			6.2												40
45	4.6	4.8		6			5.6			4.8						45
50	4.3	4.5		5.8			5.5			4.8			3.4			50
55	4	4.2		5.7			5.3			4.7			3.3			55
60	3.8	3.9	4.1	5.4			5.2			4.5			3.2			60
65	3.5	3.7	3.9	5.3	4.9		5	4.7		4.4			3.1			65
70	3.3	3.5	3.6	5	4.7		4.8	4.6		4.3	4.3		3			70
75	3.1	3.2	3.4	4.9	4.6		4.7	4.4		4.2	4.2		2.9	3.2		75
80	2.9	3	3.2	4.7	4.4	4.2	4.5	4.2		4.1	4.1		2.9	3.1		80
85	2.7	2.9	3	4.5	4.2	4.1	4.3	4.1	4	4	3.9	3.8	2.8	3		85
90	2.6	2.7	2.8	4.3	4.1	3.9	4.2	4	3.8	3.9	3.8	3.7	2.7	2.9	3	90
95	2.5	2.5	2.6	4.1	3.9	3.8	4	3.8	3.7	3.8	3.7	3.6	2.6	2.8	3	95
100	2.4	2.4	2.5	4	3.8	3.7	3.9	3.7	3.6	3.7	3.6	3.5	2.5	2.7	2.8	100
105	2.3	2.3	2.4	3.8	3.6	3.5	3.7	3.5	3.5	3.6	3.4	3.4	2.5	2.7	2.7	105
110	2.2	2.3	2.3	3.7	3.5	3.4	3.6	3.4	3.3	3.5	3.3	3.2	2.5	2.6	2.7	110
115	2.2	2.2	2.2	3.5	3.4	3.3	3.4	3.3	3.2	3.3	3.2	3.1	2.4	2.5	2.6	115
120	2.2	2.2	2.2	3.4	3.2	3.2	3.3	3.2	3.1	3.2	3.1	3	2.3	2.4	2.5	120
125	2.2	2.2	2.2	3.3	3.1	3.1	3.2	3.1	3	3.1	3	2.9	2.2	2.3	2.4	125
130	2.2	2.2		3.1	3	3	3.1	3	2.9	3	2.9	2.8	2.1	2.2	2.3	130
135	2.2	2.2		3	2.9	2.9	3	2.8	2.8	2.9	2.8	2.8	2	2.1	2.2	135
140				2.9	2.8	2.8	2.9	2.8	2.7	2.8	2.7	2.7	1.9	2	2.1	140
145				2.8	2.7	2.7	2.8	2.7	2.7	2.7	2.6	2.6		1.8	2	145
150				2.7	2.6	2.6	2.7	2.6	2.6	2.6	2.5	2.5			1.9	150
155				2.6	2.5	2.5	2.6	2.5	2.5	2.5	2.4	2.4				155
160				2.5	2.4	2.4	2.5	2.4	2.4	2.2	2.4	2.4				160
165				2.4	2.3	2.4	2.4	2.3	2.4	1.8	2.3	2.3				165
170				2.3	2.2	2.3	2.3	2.2	2.3		2.2	2.3				170
175				2.2	2.2	2.2	2	2.2	2.2		1.9	2.2				175
180				2.1	2.1	2.1		2.1	2.2			2				180
185				2	2	2.1		1.9	2.1							185
190					2	2			1.9							190
195					1.8	1.9										195



# Lifting heights

## Hauteurs de levage

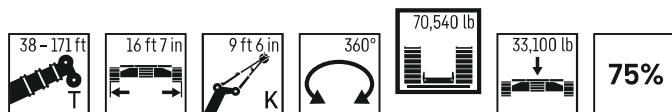
TK



# Lifting capacities

## Forces de levage

TK

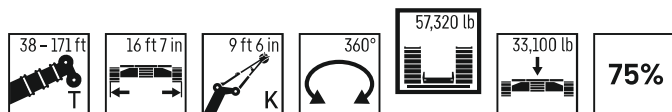


	38 ft	50 ft	62 ft	74 ft	87 ft	99 ft	111 ft	123 ft	135 ft	148 ft	160 ft	171 ft	
	9 ft 6 in												
13		76.2	76.2	76.2									13
14	76.2	76.2	76.2	76.2									14
15	76.2	76.2	76.2	76.2	76.2								15
16	75.9	76.2	76.2	76.2	76.2								16
17	75.7	76.2	76.2	76.2	76.2	72.3							17
18	75.4	76.2	76.2	76.2	76.2	71.4							18
19	75.2	76.2	76.2	76.2	76.2	70.5							19
20	74.9	76.1	76.2	76.2	76.2	69.6	58.8						20
22	74.2	75.4	76.2	76.2	76.2	67.4	57.4	47.2					22
24	72.7	74.6	76.2	76.1	76.2	64.8	56	46.4	36				24
26	71	73.8	75.8	76	76.1	62	54.4	45.5	35.4	31.2			26
28	69.2	73	74.9	74.8	73.4	59.3	52.5	44.7	34.8	31			28
30	67	71.9	72.6	72	68	56.5	50.5	43.5	34.1	30.7	24.5		30
32	64.6	68.8	68.7	67	63	54.1	48.6	42.2	33.5	30.5	24.3	19.5	32
34	60.8	63	63.3	62.4	58.8	52.1	46.7	40.8	32.9	30.2	24.1	19.3	34
36	56.5	58	58.3	57.8	55	50.1	44.9	39.4	32.3	30	23.8	19.2	36
38	45.1	53.6	53.9	53.4	51.5	47.8	43.3	38	31.8	29.5	23.6	19	38
40		49.8	50.1	49.6	48.4	45.9	41.8	36.7	31.2	28.9	23.4	18.8	40
45		42	42.2	41.8	41.5	41.5	38.1	33.8	29.7	27.3	22.6	18.4	45
50		35.9	36.2	36.3	36.7	35.7	34.3	31.1	27.8	25.7	21.8	18.1	50
55			31.5	32.4	31.9	31	30.7	28.5	25.8	24.1	20.9	17.7	55
60			28.6	28.6	28.1	27.4	26.9	26	23.8	22.6	20	17.3	60
65				25.4	24.9	24.3	24.3	23.8	22.1	21.1	18.9	16.7	65
70				22.7	22.2	22.2	22.1	21.2	20.5	19.6	17.9	15.9	70
75					19.9	20.2	19.8	19	18.8	18.3	16.9	15.1	75
80					18	18.6	17.8	17	17.4	16.7	15.9	14.2	80
85					16.9	16.9	16.1	15.7	15.7	15.6	15.1	13.5	85
90						15.4	15	14.9	14.2	14.6	13.9	12.8	90
95						14.1	13.8	13.7	13.4	13.3	12.5	12.1	95
100							12.6	12.4	12.4	12.1	11.3	11.2	100
105							12	11.3	11.3	10.9	10.2	10.1	105
110							11.1	10.7	10.4	9.9	9.2	9.1	110
115								10.1	9.5	9	8.2	8.2	115
120								9.2	8.6	8.1	7.4	7.4	120
125									7.9	7.3	6.6	6.6	125
130									7.2	6.6	5.9	5.9	130
135									6.5	6	5.3	5.2	135
140										5.4	4.6	4.6	140
145										4.8	4.1	4	145
150											3.6	3.5	150
155											3.1	3.1	155
160											2.7	2.6	160
165												2.2	165
170												1.9	170

# Lifting capacities

## Forces de levage

TK

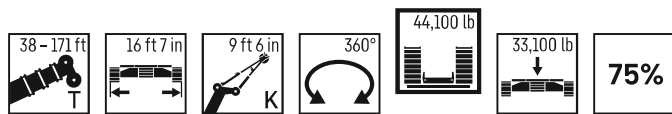


	38 ft	50 ft	62 ft	74 ft	87 ft	99 ft	111 ft	123 ft	135 ft	148 ft	160 ft	171 ft	
	9 ft 6 in												
10	76.2	76.2	76.2	76.2									10
11	76.2	76.2	76.2	76.2									11
12	76.2	76.2	76.2	76.2	76.2								12
13	76.2	76.2	76.2	76.2	76.2								13
14	76.2	76.2	76.2	76.2	76.2								14
15	76.2	76.2	76.2	76.2	76.2	74.2							15
16	75.9	76.2	76.2	76.2	76.2	73.3							16
17	75.7	76.2	76.2	76.2	76.2	72.3							17
18	75.4	76.2	76.2	76.2	76.2	71.4	60						18
19	75.2	76.2	76.2	76.2	76.2	70.5	59.4						19
20	74.9	76.1	76.2	76.2	76.2	69.6	58.8	37.7					20
22	74.2	75.4	76.2	76.2	76.2	67.4	57.4	47.2					22
24	72.7	74.6	76.2	76.1	76.2	64.8	56	46.4	36				24
26	71	73.8	75.5	73.6	70.8	62	54.4	45.5	35.4	31.2			26
28	69.2	72.8	72.7	69.5	65.1	59.3	52.5	44.7	34.8	31			28
30	66.4	67.5	67.5	64	60.3	56.2	50.5	43.5	34.1	30.7	24.5		30
32	60.6	61.3	61.6	59.4	55.7	52.3	48.6	42.2	33.5	30.5	24.3	19.5	32
34	55.4	56.1	56.3	55.3	51.9	49.4	46.7	40.8	32.9	30.2	24.1	19.3	34
36	50.8	51.5	51.8	51.3	48.5	47.5	44.6	39.4	32.3	30	23.8	19.2	36
38	45.1	47.6	47.8	47.4	45.3	44.9	42.1	38	31.8	29.5	23.6	19	38
40		44.1	44.4	43.9	44	42.1	40	36.7	31.2	28.9	23.4	18.8	40
45		37	37.3	38.1	37.8	36.5	34.8	32.8	29.7	27.3	22.6	18.4	45
50		31.6	32.7	32.8	32.3	31.6	30.5	29.8	27.8	25.7	21.8	18.1	50
55			28.6	28.5	28	27.9	27.5	26.3	24.8	24.1	20.9	17.7	55
60			25.1	25	24.5	24.5	24.4	23.3	22.7	21.8	20	17.3	60
65				22.2	21.8	22.4	21.5	20.8	20.8	19.4	18.9	16.7	65
70				19.8	19.7	19.9	19.3	19.1	18.7	18.2	17.4	15.9	70
75					18.4	17.8	17.5	17.3	16.9	16.9	15.6	15	75
80					16.6	16.1	15.8	15.6	15.6	15.3	14.1	13.7	80
85					15.1	14.6	14.5	14.2	14.2	13.8	12.7	12.4	85
90						13.2	13.4	13.3	12.9	12.3	11.4	11.1	90
95						12.1	12.2	12.2	11.6	11.1	10.3	10	95
100							11.1	11	10.4	9.9	9.2	9	100
105							10.2	10	9.4	8.9	8.1	8.1	105
110							9.3	9.1	8.5	8	7.2	7.2	110
115								8.2	7.6	7.1	6.4	6.4	115
120								7.5	6.9	6.4	5.6	5.6	120
125									6.2	5.7	4.9	4.9	125
130									5.5	5	4.3	4.2	130
135									5	4.4	3.7	3.7	135
140										3.9	3.1	3.1	140
145										3.4	2.6	2.6	145
150											2.2	2.1	150
155											1.8		155

# Lifting capacities

## Forces de levage

TK



	38 ft	50 ft	62 ft	74 ft	87 ft	99 ft	111 ft	123 ft	135 ft	148 ft	160 ft	171 ft	
	9 ft 6 in												
10	76.2	76.2	76.2	76.2									10
11	76.2	76.2	76.2	76.2									11
12	76.2	76.2	76.2	76.2	76.2								12
13	76.2	76.2	76.2	76.2	76.2								13
14	76.2	76.2	76.2	76.2	76.2								14
15	76.2	76.2	76.2	76.2	76.2	74.2							15
16	75.9	76.2	76.2	76.2	76.2	73.3							16
17	75.7	76.2	76.2	76.2	76.2	72.3							17
18	75.4	76.2	76.2	76.2	76.2	71.4	60						18
19	75.2	76.2	76.2	76.2	76.2	70.5	59.4						19
20	74.9	76.1	76.2	76.2	76.2	69.6	58.8	37.7					20
22	74.2	75.4	76.2	76.1	73.8	67.4	57.4	47.2					22
24	72.7	74.6	74.8	72.6	67.7	63	56	46.4	36				24
26	71	72.2	70.4	66.3	61.8	57.6	54.4	45.5	35.4	31.2			26
28	65.2	66	64.4	60.8	56.7	54.1	51.8	44.7	34.8	31			28
30	58.6	59.3	59.1	55.9	52.4	51.3	48.4	43.5	34.1	30.7	24.5		30
32	53.1	53.8	54.1	51.8	49.6	47.6	45.4	42.2	33.5	30.5	24.3	19.5	32
34	48.4	49.1	49.4	48.1	47	44.5	42.2	39.8	32.9	30.2	24.1	19.3	34
36	44.3	45	45.3	44.6	44.2	41.7	39.4	37.5	32.3	30	23.8	19.2	36
38	40.7	41.5	41.8	42.4	41.3	39.1	37	35.9	31.8	29.5	23.6	19	38
40		38.4	38.7	39.6	38.9	36.6	35.2	33.8	31.2	28.9	23.4	18.8	40
45		32.1	33.4	33.3	32.8	32.4	31.2	29.1	28	27.1	22.6	18.4	45
50		27.8	28.5	28.5	28.1	28	27.2	26.1	25.1	23.6	21.8	18.1	50
55			24.6	24.6	24.3	24.8	24.2	23.2	22.1	21.6	20.6	17.7	55
60			21.5	21.5	22.2	21.7	21.4	20.7	20.1	19.6	18.2	17	60
65				18.9	19.6	19.1	18.8	18.7	18.4	17.4	16.1	15.7	65
70				17.4	17.5	16.9	17.2	17.2	16.6	15.5	14.2	13.9	70
75					15.6	15.1	15.3	15.4	14.8	13.9	12.7	12.3	75
80					14	14.2	13.9	13.7	13.2	12.4	11.2	10.9	80
85					12.7	12.8	12.6	12.4	11.8	11.1	10	9.7	85
90						11.6	11.3	11.1	10.5	10	8.9	8.6	90
95						10.5	10.2	9.9	9.3	8.8	7.8	7.6	95
100							9.1	8.9	8.3	7.8	6.9	6.7	100
105							8.2	7.9	7.4	6.8	6.1	5.9	105
110							7.4	7.1	6.5	6	5.3	5.1	110
115								6.4	5.8	5.3	4.5	4.4	115
120								5.7	5.1	4.6	3.8	3.8	120
125									4.5	4	3.2	3.2	125
130									3.9	3.4	2.7	2.6	130
135									3.4	2.9	2.1	2.1	135
140										2.4			140
145										2			145

# Equipment



## Crawler travel gear

<b>Frame</b>	Low torsion box construction, consisting of crawler center section and two crawler carriers. The crawler carriers can be removed from the telescoping beams. Hydraulic track width adjustment.
<b>Tracks</b>	Maintenance free crawler tracks with 2 ft 11 in wide triple grouser track pads.
<b>Travel drive</b>	Per crawler carrier, a hydraulic travel drive consisting of an axial piston motor, planetary gear with spring-loaded hydraulically-releasable travel brake. The crawler chains can be controlled synchronously as well as independently and counter-rotating. Travel speed: 0 – 1.7 mph.
<b>Central ballast</b>	33,080 lb, placement blocks at 16,540 lb each, mounting on crawler center section.



## Crane superstructure

<b>Frame</b>	Liebherr-manufactured, torsionally rigid steel construction made from high-tensile fine-grain steel. Triple-roller slewing rim.
<b>Crane engine</b>	4-cylinder Diesel, make Liebherr, watercooled, output 129 kW (175 h.p.), max. torque 908 lb-ft. Exhaust emissions to (EU 2016/1628 and EPA/CARB or ECE-R.96, spark arrestor. Fuel reservoir: 192 gallons.
<b>Crane drive</b>	Diesel-hydraulic, with 2 axial piston variable displacement pumps, with servo-control and capacity control, 1 double gear pump, open controlled oil circuits. Compact hydraulic drive flanged to the Diesel engine. Drive assembly completely enclosed for noise abatement.
<b>Control</b>	Electric "Load Sensing" control, simultaneous operation of 4 working motions, 2 self-centering hand control levers (joy-stick type). The crawler travel gear is operated via the 2 two-way controllable foot pedals. The crawler travel gear and the crane superstructure can be driven simultaneously.
<b>ECOMode</b>	Automatic adaption of the diesel engine speed, fuel saving and reduction of the noise emission.
<b>Hoist gear</b>	Axial piston fixed displacement motor, Liebherr hoist drum with integrated planetary gear and spring-loaded static brake.
<b>Luffing gear</b>	1 differential ram with safety check valves.
<b>Slewing gear</b>	Axial piston fixed displacement motor, planetary gear, spring-loaded static brake, slewing gear invertible.
<b>Crane cab</b>	Large screen area, compound glass, comfort furnishing, cab tiltable backwards.
<b>Safety devices</b>	LICCON2 safe load indicator, test system hoist limit switch, safety valves to prevent pipe and hose ruptures.
<b>Telescopic boom</b>	1 base section and 5 telescopic sections. All telescopic sections extendable individually by means of the rapid-cycle telescoping system Telematik. Boom length 38 ft to 171 ft.
<b>Counterweight</b>	57,320 lb
<b>Electrical system</b>	Modern data bus technique, 24 Volt DC.
<b>Lateral inclination</b>	0.3°, 1.5°, 2.5° and 4° lateral inclination on tables for the telescopic boom and 9 ft 6 in folding jib.

## Additional equipment

<b>K</b>	9 ft 6 in with steel cable pulleys.
<b>K</b>	Single folding jib, 35 ft Double swing-away jib 35 ft – 62 ft Mechanical adjustment 0°; 20°; 40°
<b>NZK</b>	Single folding jib, 35 ft Double swing-away jib 35 ft – 62 ft Hydraulic adjustment 0° – 40°
<b>V</b>	Telescopic boom extension 2 x 23 ft
<b>2nd hoist gear</b>	For two-hook operation or for operation with swing-away jib if the hoist rope shall remain reeved.
<b>Additional counterweight</b>	13,220 lb for a total counterweight of 70,540 lb.
<b>Jack-up cylinder incl. folding brackets</b>	For crawler removal, flatbed trailer transit height 3 ft 7 in, flatbed trailer transit width 9 ft 10 in.
<b>Track pads</b>	2 ft 11 in flat track pads
<b>Other items of equipment available on request.</b>	

# Équipement

## Train de chenilles

<b>Châssis</b>	Construction en caisson indéformable haute résistance, constitué de la partie centrale du train de roulement et de deux longerons. Les longerons peuvent être démontés des poutres télescopiques. Réglage hydraulique de la voie.
<b>Train de roulement</b>	Train de roulement sans entretien, muni de tuiles à 3 nervures, de 2 ft 11 in de large.
<b>Transmission</b>	Une transmission hydraulique par longeron, comprenant un moteur à cylindrée variable et pistons axiaux, un réducteur planétaire avec frein à ressort et à déblocage hydraulique. Les chaînes sont synchrones, indépendantes et une commande inversée est possible. Vitesse de translation: 0 – 1.7 mph.
<b>Contrepoids central</b>	33,080 lb, blocs de suspension de 16,540 lb chacun, fixation sur la partie centrale du train de roulement.

## Partie tournante

<b>Cadre</b>	Fabrication Liebherr, construction soudée indéformable, en acier à grain fin haute résistance. Couronne d'orientation à triple rangée de rouleaux.
<b>Moteur</b>	Moteur diesel Liebherr, 4 cylindres, à refroidissement par eau, de 129 kW (175 ch), couple max. 908 lb-ft. Emissions des gaz d'échappement conformes aux directives (EU) 2016/1628 et EPA/CARB ou ECE-R.96, pare-étincelles. Capacité du réservoir à carburant: 192 gallons.
<b>Entraînement</b>	Diesel hydraulique avec 2 pompes à débit variable à pistons axiaux, servocommande et régulation de la puissance, 1 double pompe à engrenages, circuits hydrauliques ouverts et régulés. Entraînement hydraulique compact, accouplé directement au moteur Diesel, mécanisme d'entraînement total fermé pour une bonne insonorisation.
<b>Direction</b>	Direction électrique «Load Sensing», 4 mouvements de travail dirigeable simultanément, deux leviers de commande à 4 positions et à autocentrage. Le train de chenilles est actionné par 2 pédales à double commande. Le train de chenilles et la partie tournante de la grue peuvent être déplacés simultanément.
<b>Mode ECO</b>	Adaptation automatique du régime du moteur diesel, économie de carburant et réduction des émissions sonores.
<b>Mécanisme de levage</b>	Moteur à cylindrée constante et à pistons axiaux. Treuil de marque Liebherr équipé d'un engrenage planétaire et d'un frein d'arrêt commandé par ressort.
<b>Mécanisme de relevage</b>	1 vérin différentiel avec soupapes de retenu.
<b>Dispositif de rotation</b>	Moteur à cylindrée constante à pistons axiaux, engrenage planétaire, frein d'arrêt commandé par ressort, mécanisme d'orientation commutable.
<b>Cabine de grue</b>	Large champ de vision, vitrage de sécurité, équipement pour un confort idéal, cabine inclinable vers l'arrière.
<b>Dispositif de sécurité</b>	Contrôleur de charge «LICCON2», système test limitation de la course pour le levage, soupape de sûreté contre la rupture de tubes et de tuyaux.
<b>Flèche télescopique</b>	Un élément de base et de 5 télescopes. Chaque partie peut être télescopée individuellement à l'aide du système de télescopage séquentiel rapide Telematik. Longueur de flèche: 38 ft – 171 ft.
<b>Contrepoids</b>	57,320 lb
<b>Installation électrique</b>	Technique moderne de transmission de données par BUS de données. Courant continu 24 Volts.
<b>Inclinaison latérale</b>	Inclinaison latérale de 0,3°, 1,5°, 2,5° et 4° avec les tableaux correspondants à la flèche télescopique et à la fléchette pliante de 9 ft 6 in.

## Équipement supplémentaire

<b>K</b>	9 ft 6 in avec poulies de câble en acier.
<b>K</b>	Flechette pliante simple, longueur 35 ft Double flechette pliante 35 ft – 62 ft Réglage mécanique 0° ; 20° ; 40°
<b>NZK</b>	Flechette pliante simple, longueur 35 ft Double flechette pliante 35 ft – 62 ft Réglage hydraulique 0° – 40°
<b>V</b>	Rallonge flèche télescopique 2 x 23 ft
<b>2ème mécanisme de levage</b>	Pour l'utilisation du deuxième crochet, ou bien pour une utilisation avec fléchette pliante lorsque le câble de levage principal rest mouflé.
<b>Contrepoids supplémentaire</b>	13,220 lb pour un contrepois total de 70,540 lb.
<b>Vérin Jack-up, consoles rabattables incl.</b>	Pour le démontage des chenilles, hauteur de passage des remorques surbaissées 3 ft 7 in, largeur de passage des remorques surbaissées 9 ft 10 in.
<b>Tuiles</b>	Tuiles plates de 2 ft 11 in

Autres équipements supplémentaires sur demande.

# Description of symbols

## Explication des symboles



**Max. capacity**  
Capacité max.



**Max. hoist height**  
Hauteur de levage max.



**Max. radius**  
Portée max.



**Driving force**  
Puissance propulsive



**Total weight**  
Poids total



**Ground pressure**  
Pression au sol



**Driving speed**  
Vitesse de translation



**Gradability**  
Aptitude à gravir les pentes



**Rope diameter**  
Diamètre



**Rope length**  
Longueur du câble



**Max. single line pull**  
Effort au brin maxi.



**Hoist gear**  
Treuil de levage



**Slewing speeds**  
Vitesses d'orientation



**Boom length**  
Longueur de la flèche



**Boom position**  
Position de la flèche



**Hookblock/Capacity**  
Moufle à crochet/Capacité de charge



**No. of sheaves**  
Poulies



**No. of lines**  
Brins



**Weight**  
Poids



**infinitely variable**  
en continu



**Radius**  
Portée



**Width crawler chassis**  
Largeur du train de chenilles



**Slewing gear / Working area**  
Mécanisme d'orientation / Plage de travail



**over front / over rear ±30°**  
en avant / en arrière ±30°



**Counterweight**  
Contrepoids



**Central ballast**  
Contrepoids central



**Standard**  
Norme



**Telescopic boom**  
Flèche télescopique



**Swing away jib**  
Fléchette pliante



**Hydraulic swing away jib**  
Fléchette pliante hydraulique



**Telescopic boom extension**  
Rallonge flèche télescopique



**Assembly jib**  
Fléchette de montage

## Remarks

1. The lifting capacities do not exceed 75 % of the tipping load according to ASME B 30.5. The crane's structural steelwork is in accordance with EN 13000 and ASME B 30.5.
2. For the calculation of the load charts at least a wind speed of 30 ft/s (9 m/s, 20 mph) and regarding the load a sail area of 1 m<sup>2</sup> per ton load and a wind resistance coefficient of 1.2 on the load have been taken into account. For lifting of loads with large sail areas and/or high wind resistance coefficients the maximum wind speed as stated in the load charts has to be reduced.
3. The lifting capacities stated are valid for lifting operation only (corresponding with crane classification according to ISO 4301-1, crane group A1).
4. Lifting capacities are given in kip.
5. The weight of the hook blocks and hooks is part of the load and therefore it must be deducted from the lifting capacities.
6. Working radii are measured from the slewing center.
7. The stated lengths of the telescopic boom are maximum values and may deviate slightly.
8. The lifting capacities given for the telescopic boom apply if the folding jib is removed.
9. Lifting capacities above 182,100 lb / 215,400 lb only with additional pulley block/special equipment.
10. Subject to modification of lifting capacities.
11. Lateral inclination  $\pm 0,3^\circ$ .
12. The data of this brochure serves only for general information. All information is provided without warranty. Instructions for the correct commissioning of the crane please take from the operation manual and the load chart book.
13. The pictures contain also accessories and special equipment not included in the standard scope of delivery.

## Remarques

1. La capacité de charge ne doit pas dépasser 75 % de la charge de basculement conformément à ASME B 30.5. La structure métallique de la grue est conforme à EN 13000 et ASME B 30.5.
2. Une vitesse de vent de 30 ft/s (9 m/s, 20 mph) minimum, une surface de prise au vent de 1 m<sup>2</sup> par tonne ainsi qu'un coefficient de résistance au vent de la charge 1,2 sont pris en compte pour le calcul des tableaux de charge. Lorsque des charges ayant une surface de prise au vent et/ou un coefficient de résistance au vent plus élevé(e)(s) sont levées, la vitesse de vent maximale indiquée dans les tableaux de charge doit être réduite.
3. Forces de levage pour application de grue de montage (correspond à la classification de grues selon ISO 4301-1, groupe de grues A1).
4. Les charges sont indiquées en kip.
5. Le poids du crochet de levage resp. de la moufle à crochet est une partie de la charge et doit donc être déduit de la capacité de charge.
6. Les portées sont calculées à partir de l'axe de rotation.
7. Les longueurs indiquées pour la flèche télescopique sont des valeurs maximales et peuvent légèrement varier dans la réalité.
8. Les charges indiquées pour la flèche télescopique sont valables lorsque la fléchette pliante est démontée.
9. Les charges supérieures à 182,100 lb / 215,400 lb seulement avec moufle additionnel/équipement supplémentaire.
10. Charges données sous réserve de modification.
11. Inclinaison latérale  $\pm 0,3^\circ$ .
12. Les données de cette brochure sont données à titre informatif. Ces renseignements sont sans garantie. Les consignes relatives à la bonne mise en service de la grue sont disponibles dans le manuel d'utilisation et le manuel de tableaux de charge.
13. Les figures contiennent également des accessoires et des équipements spéciaux non inclus de série dans la livraison.



# MyLiebherr

Our MyLiebherr portal is the easy way for you to access Liebherr's digital service world.  
Take advantage of extensive basic and additional services for your mobile and crawler cranes.

Avec notre portail MyLiebherr, accédez facilement à l'univers numérique du service de Liebherr.  
Bénéficiez dès maintenant d'un service global et de prestations complémentaires pour vos grues mobiles et sur chenilles.



## One portal, all services

# MyLiebherr



Planning

**Crane Finder**



Operations

**Performance**



Planning

**Crane Planner 2.0**



Operations

**Documents**



Maintenance

**Spare Parts Catalogue**



Planning

**LICCON Work Planner**



Training

**Digital Crane Operator**



Maintenance

**Parts Shop**

### Proposition 65



**WARNING:** This product can expose you to chemicals, including exhaust emissions, including lead and lead compounds, which are known to the State of California to cause cancer, birth defects or other reproductive harm.  
For more information see: [www.P65warnings.ca.gov/diesel](http://www.P65warnings.ca.gov/diesel)

